

# Regional Plantations

# NEUTRAL

 (Unchanged)

## Red flag by Malaysian refiners

- Expect slower drawdown of stockpile in 1Q16 as Malaysia refiners are not operating optimally; mutes CPO price upside.
- Third consecutive month of record stockpile of 2.91m (Nov 2015) despite seasonal decline in CPO production.
- Stay NEUTRAL for now, but El Nino provides situational play (not structural) in 1H16.

### What's New

The Malaysian Palm Oil Board's (MPOB) Nov 2015 inventory inched higher to post another record stockpile of 2.91m MT (+3% MoM, +28% YoY). This was despite a seasonal decline in CPO production whereby November production was down 19% MoM to 1.65m MT (-6% YoY). The decline in production was offset by higher imports (0.12m MT, +66% MoM, +23% YoY). Together with lower exports at 1.50m (-12% MoM, -1% YoY), this resulted in the higher stockpile.

The good news is CPO production peaked in Aug-Oct 2015 and is on a seasonal decline till Feb 2016. The bad news is exports have been below potential in Sept and Oct 2015, as reflected in the low refinery utilization rate at 67%/64% (a red flag to us) despite ample feedstock. Malaysian refiners have clearly lost price competitiveness vis-à-vis Indonesian refiners as the latter benefit from the USD20-30/t export tax differential introduced in Jul 2015.

Malaysia has traditionally exported more processed palm oil (PPO) compared to CPO; averaging 81% of total exports in the past decade. But since Malaysian refiners are no longer as competitive, one key engine of export growth is no longer functioning optimally. Hence, the drawdown in Malaysia's palm oil stockpile could be slower than anticipated in 1Q16 and this could mute CPO price upside. Already Intertek's (an independent cargo surveyor) preliminary export estimates for the first 10 days of Dec suggest a 35% MoM decline to 0.28m MT. Although this is partly seasonal, the sharp contraction in export is not healthy.

### What's Our View

The Northeast monsoon has brought back the much needed rainfall, but the El Nino damage has been done with the market expecting FFB yield to be sharply lower YoY in 2016, especially for areas badly affected by the Aug-Oct 2015 dry spell. This situational play should benefit CPO price in general as it typically more than compensates for the decline in production. Still, November's high stockpile and present low crude oil price will likely cap the upside of CPO price over next 2 months (unless the MYR weakens sharply against the USD). We maintain our view that CPO price could trend higher in early 2016 and peak sometime in Mar-May 2016 with the possibility of hitting MYR2,700/t. Our fundamental view for the sector remains a NEUTRAL. But, there is opportunity for an El Nino trade in 1H16. Our BUYs are SOP, TAH, BPlant and AALI. SELL FGV.

### Analyst

Ong Chee Ting, CA  
(603) 2297 8678  
ct.ong@maybank-ib.com

### Regional CPO price forecast

	2015F	2016F
	MYR/t	MYR/t
Full year average (FOB)	2,100	2,300
<b>MDEX:</b>		
3M CPO price (10 Dec)	2,374	-
YTD (10 Dec) CPO ASP	2,168	-

Source: Maybank KE, Bloomberg

### Regional Plantation coverage

Company	Rec	Shr px	Target	Upside
			px	px
<b>M'sia listed</b>				
		LCY	LCY	%
Sime Darby	Hold	7.44	7.98	7.3
IOI Corp	Hold	4.21	3.97	(5.7)
KL Kepong	Hold	21.96	22.24	1.3
FGVH	Sell	1.58	1.30	(17.7)
Gent Plant	Hold	9.95	10.00	0.5
SwkOil Palms	Buy	4.33	5.23	20.8
TSH Res	Hold	1.97	1.80	(8.6)
Ta Ann	Buy	4.66	6.90	48.1
TH Plant	Hold	1.13	1.30	15.0
BPlant	Buy	1.40	1.56	11.4
<b>S'pore listed</b>				
Wilmar	Buy	2.89	4.14	43.3
First Res	Hold	1.92	1.73	(9.9)
Bumitama	Hold	0.73	0.85	17.2
<b>Indo listed</b>				
Astra Agro	Buy	16575	24000	44.8

Source: Maybank KE

Fig 1: Sector Summary Table

Company	Rating	Mkt Cap	Shr px	TP	EPS Growth (%)		PE (x)		Div Yield (%)		EV/EBITDA (x)		P/B (x)	ROE (%)
		10 Dec (USD m)	10 Dec (LCY)	(LCY)	15F	16F	15F	16F	15F	16F	15F	16F	15F	15F
SIME- Sime Darby	Hold	10,840	7.44	7.98	(22.4)	10.5	21.8	19.7	3.0	3.3	14.0	13.6	1.5	7.1
IOI- IOI Corp	Hold	6,222	4.21	3.97	(25.7)	11.9	30.4	27.2	1.9	1.8	25.9	18.7	5.6	10.3
KLK- KL Kepong	Hold	5,486	21.96	22.24	(12.0)	9.0	28.2	25.9	2.1	2.3	17.4	15.6	2.5	9.2
FGV- Felda Global	Sell	1,352	1.58	1.30	46.2	113.2	41.6	19.5	1.6	2.6	12.0	9.0	0.9	2.2
GENP -Gent Plant	Hold	1,820	9.95	10.00	(40.4)	42.2	33.8	23.8	0.6	0.8	22.5	17.8	1.9	5.7
SOP- Swk Oil Palms	Buy	447	4.33	5.23	(40.1)	126.6	28.1	12.4	0.5	0.9	11.3	7.2	1.4	5.0
TSH- TSH Resources	Hold	626	1.97	1.80	(37.1)	47.2	30.8	20.9	1.0	1.4	20.4	17.3	2.1	7.1
TAH- Ta Ann	Buy	405	4.66	6.90	49.3	2.5	10.5	10.2	4.3	4.4	5.8	5.5	1.5	15.0
THP- TH Plant	Hold	234	1.13	1.30	(30.8)	81.5	41.9	23.1	1.2	2.2	17.4	12.1	0.8	2.0
BPlant- Bous Plant	Buy	525	1.40	1.56	(35.9)	72.0	56.0	32.6	7.1	2.4	24.6	17.3	0.9	8.7
<b>Malaysia Average</b>							<b>27.6</b>	<b>22.9</b>						
WIL- Wilmar	Buy	13,002	2.89	4.14	8.4	11.7	10.0	8.9	1.8	2.0	12.0	11.1	0.8	8.0
GGR- Golden Agri *	N.R	2,992	0.330	N.R.	(17.6)	28.6	16.8	13.1	2.1	3.0	11.0	9.1	0.3	2.1
FR- First Resources	Hold	2,167	1.92	1.73	(26.6)	17.5	17.1	14.5	1.8	2.1	11.1	9.0	2.4	12.8
BAL- Bumitama	Hold	906	0.73	0.85	(24.6)	21.8	13.5	11.1	1.5	1.8	10.7	8.3	2.2	14.6
IFAR-Indofood Agri*	N.R	472	0.48	N.R.	(45.7)	61.4	16.2	10.1	0.6	1.0	9.7	7.7	0.5	2.3
<b>Singapore Average</b>							<b>12.1</b>	<b>10.3</b>						
AALI- Astra Agro	Buy	1,871	16,575	24,000	(74.3)	156.5	40.5	15.8	0.8	2.2	12.6	9.5	2.1	5.6
SIMP- Salim Ivomas*	N.R	415	366	N.R.	(51.5)	38.8	14.0	10.1	3.0	2.2	6.1	5.3	0.4	2.9
LSIP- London Sum	N.R	638	1,305	N.R.	(31.6)	13.9	14.2	12.5	3.6	2.8	7.4	6.5	1.2	8.8
SGRO- Sampoerna *	N.R	196	1,450	N.R.	(32.9)	17.6	12.0	10.2	2.8	2.2	8.1	6.9	0.9	8.1
BWPT - BW Plant *	N.R	251	111	N.R.	(87.2)	150.5	53.4	21.3	1.6	0.5	8.4	6.3	0.5	1.1
<b>Indonesia Average</b>							<b>31.6</b>	<b>14.6</b>						

Source: Maybank-KE, \*bloomberg estimates

Fig 2: Malaysia's Monthly Palm Oil Statistics for Sep - Nov 2015

	Sept 15 (tonne)	Oct 15 (tonne)	Nov 15 (tonne)	MoM chg (%)	YoY chg (%)
Production	1,959,064	2,037,466	1,653,068	(19)	(6)
Import	75,962	73,434	121,819	66	23
Consumption	205,160	205,010	202,869	(1)	(9)
Exports	1,680,505	1,711,869	1,499,112	(12)	(1)
Closing stock	2,641,567	2,835,588	2,908,494	3	28

Sources: MPOB, Maybank-KE

Fig 3: Malaysia's Monthly Exports for Sep - Nov 2015

	Sept 15 (tonne)	Oct 15 (tonne)	Nov 15 (tonne)	MoM chg (%)	YoY chg (%)
China	192,537	167,470	160,364	(4)	(53)
India	357,166	441,035	390,074	(12)	37
EU	227,963	221,599	214,899	(3)	4
USA	50,319	74,522	42,111	(43)	(2)
Pakistan	57,766	57,949	56,744	(2)	13
Others	794,754	749,294	634,920	(15)	8
Total	1,680,505	1,711,869	1,499,112	(12)	(1)

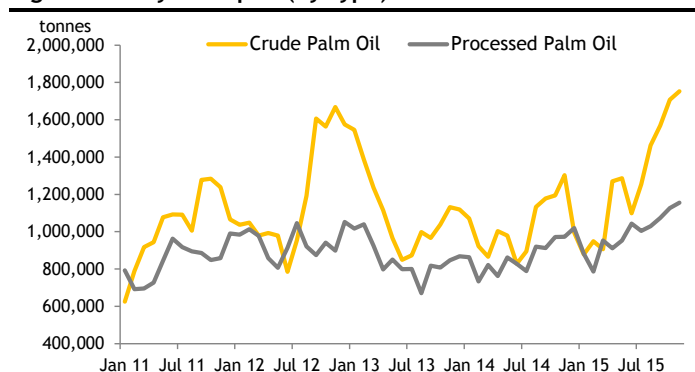
Sources: MPOB, Maybank-KE

### Third consecutive month of record stockpile in Nov 2015

The Malaysian Palm Oil Board’s (MPOB) November 2015 inventory inched higher to post another record stockpile of 2.91m MT (+3% MoM, +28% YoY). This was despite a seasonal decline in CPO production whereby November production was down 19% MoM to 1.65m MT (-6% YoY). The decline in production was offset by higher imports (0.12m MT, +66% MoM, +23% YoY). Together with lower exports at 1.50m (-12% MoM, -1% YoY), this resulted in the higher stockpile. Meanwhile domestic consumption was flattish MoM at 0.20m MT (-9% YoY).

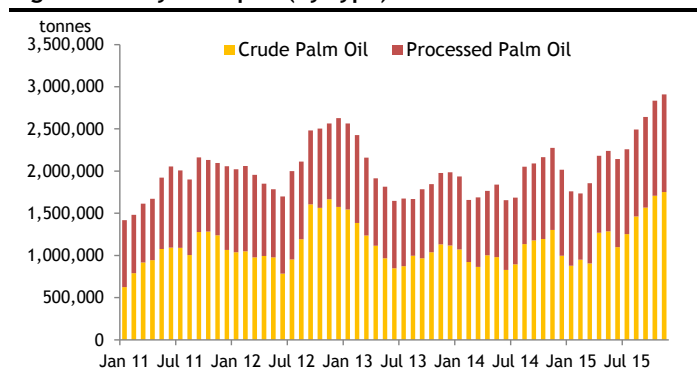
As for the exports, there was an overall decline to all major destination markets. The key decline was registered for India (390k MT, -12% MoM, +37% YoY) post-Diwali demand but mitigated by El Nino worries, and USA (42k MT, -43% MoM, -2% YoY). Lower demand was also registered from EU (215k MT, -3% MoM, +4% YoY), China (160k MT, -4% MoM, -53% YoY), Pakistan (57k MT, -2% MoM, +13% YoY), and Others (635k MT, -15% MoM, +8% YoY).

Fig 4: Monthly Stockpile (by type)



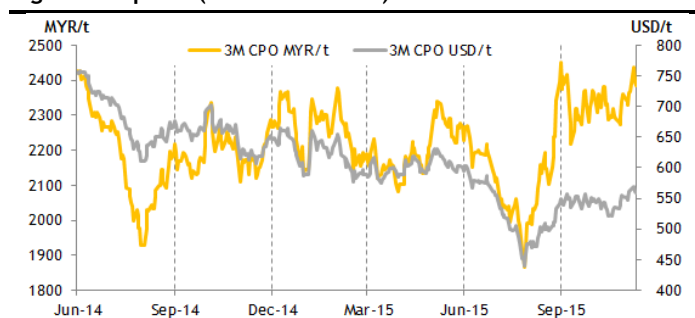
Source: MPOB, Maybank-KE

Fig 5: Monthly Stockpile (by type)



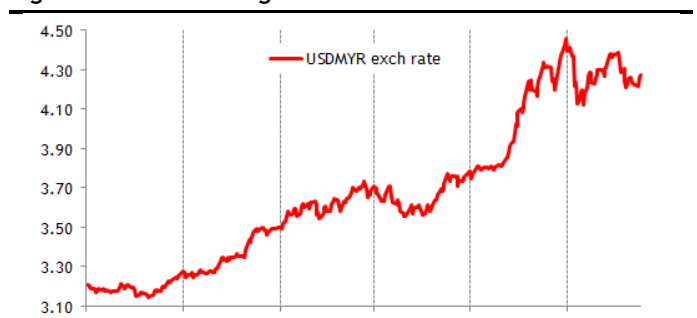
Source: MPOB, Maybank-KE

Fig 6: CPO price (in USD and MYR)



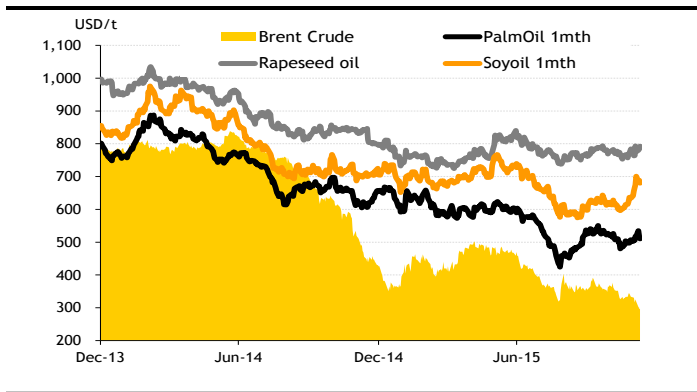
Source: Bloomberg, Maybank-KE

Fig 7: USDMYR exchange rate



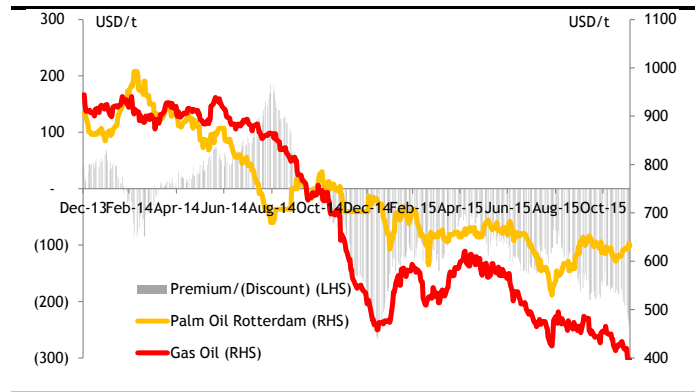
Source: Bloomberg, Maybank-KE

Fig 8: Major vegetable oils vs crude oil price



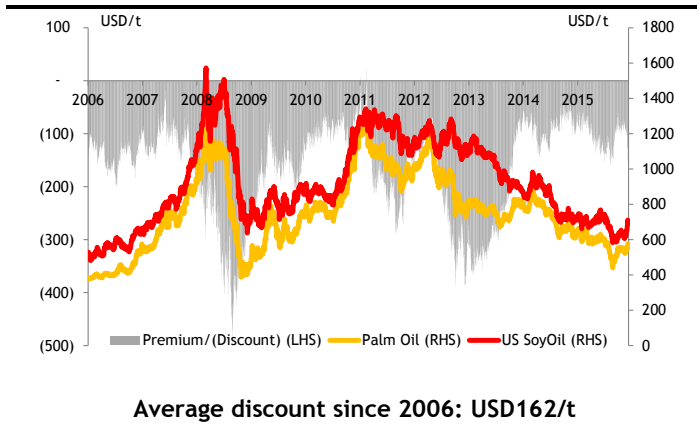
Source: Bloomberg, Maybank-KE

Fig 9: Palm oil-gas oil (POGO) spread at ~USD267/t (9 Dec 2015)



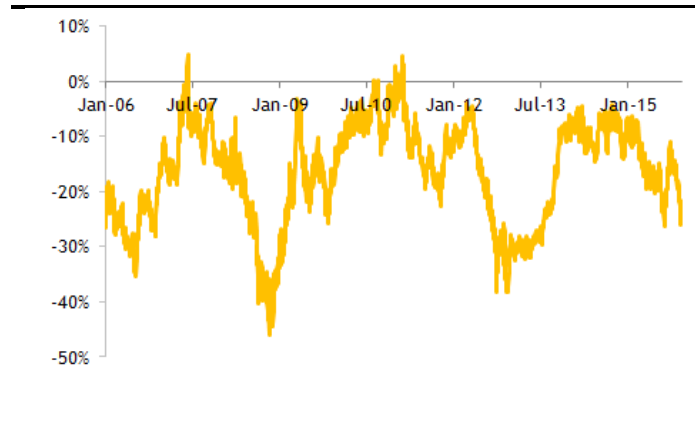
Source: Bloomberg, Maybank-KE

Fig 10: 3M palm oil price discount to US soybean oil at USD133/t (9 Dec 15)



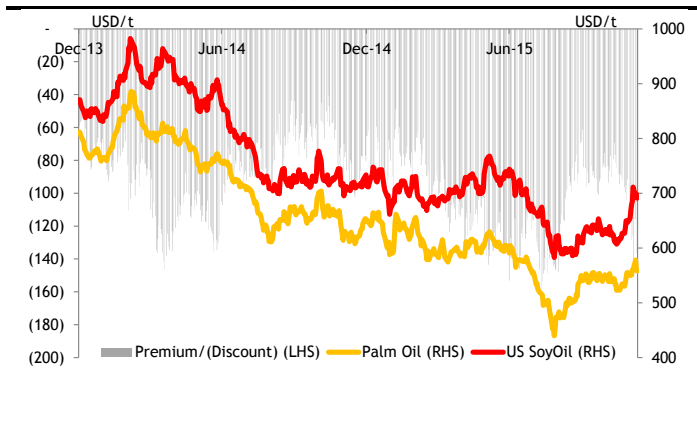
Source: Bloomberg, Maybank-KE

Fig 11: 3M palm oil price discount to US soybean oil



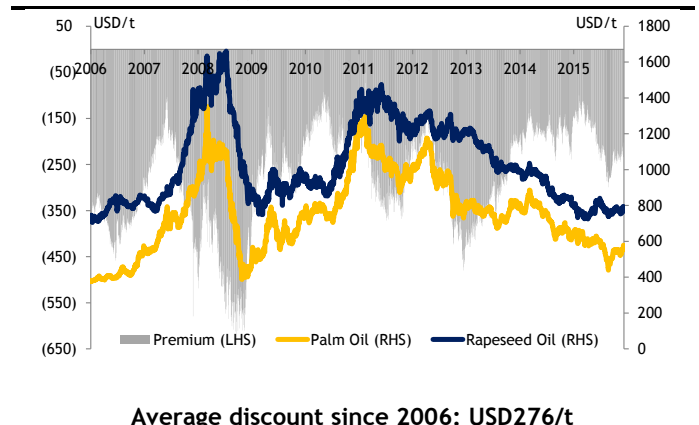
Source: Bloomberg, Maybank-KE

Fig 12: Rotterdam Palm Oil CIF price discount to Argentina Soybean Oil at USD143/t (9 Dec 15)



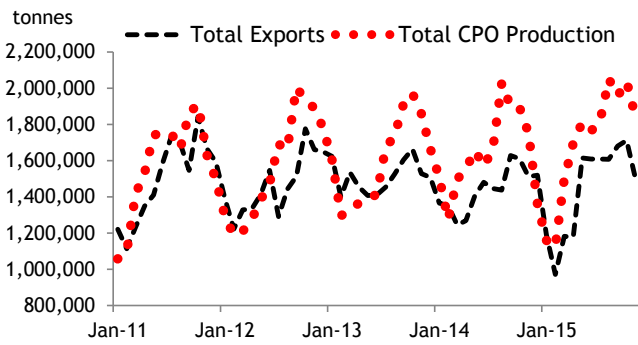
Source: Bloomberg, Maybank-KE

Fig 13: 3M Palm Oil price discount to Rapeseed Oil is narrow at USD234/t (9 Dec 15)



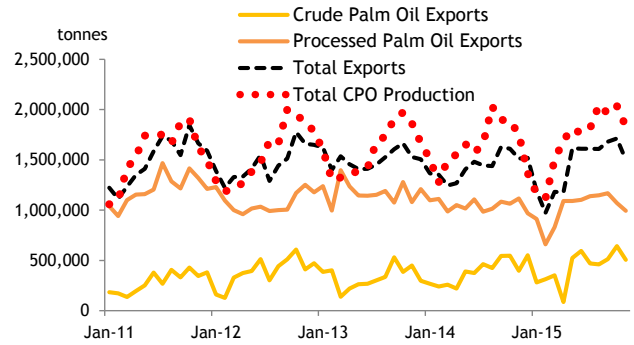
Source: Bloomberg, Maybank-KE

Fig 14: Malaysia's Monthly Exports vs Production (by tonnes)



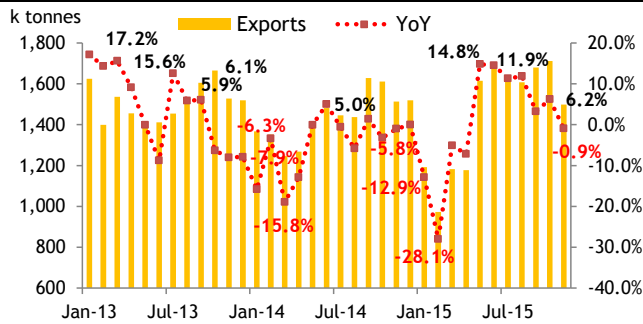
Source: MPOB, Maybank-KE

Fig 15: Monthly Export of Palm Oil Products (by tonnes)



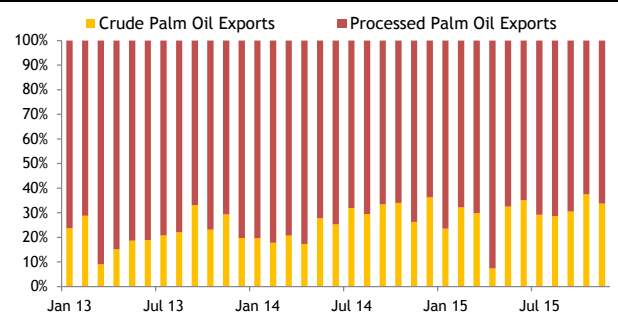
Source: MPOB, Maybank-KE

Fig 16: Monthly Exports Trends of Palm Oil (by tonnes)



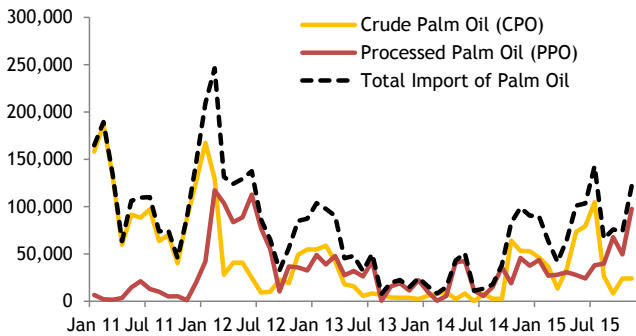
Source: MPOB, Maybank-KE

Fig 17: Monthly Export of Palm Oil Products (by %)



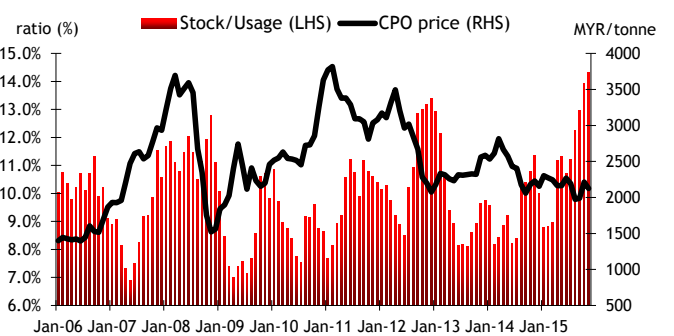
Source: MPOB, Maybank-KE

Fig 18: Import trend of Palm Oil Products (by tonnes)



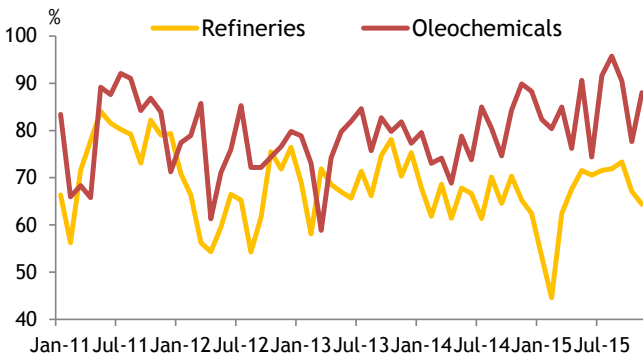
Source: MPOB, Maybank-KE

Fig 19: Monthly Stock-to-Usage Ratio vs. CPO prices



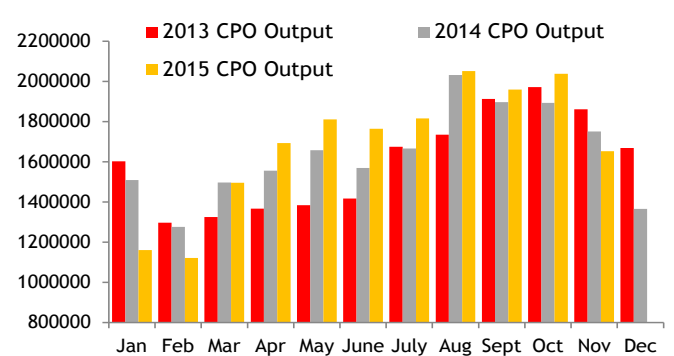
Source: MPOB, Maybank-KE

Fig 20: M'sia's Refinery & Oleochem's Utilisation Rates



Source: MPOB, Maybank-KE

Fig 21: Malaysia's CPO production output



Source: MPOB, Maybank-KE

## Research Offices

### REGIONAL

**Sadiq CURRIMBHOY**  
Regional Head, Research & Economics  
(65) 6231 5836 sadiq@maybank-ke.com.sg

**WONG Chew Hann, CA**  
Regional Head of Institutional Research  
(603) 2297 8686 wchewh@maybank-ib.com

**ONG Seng Yeow**  
Regional Head of Retail Research  
(65) 6231 5839  
ongsengyeow@maybank-ke.com.sg

**TAN Sin Mui**  
Director of Research  
(65) 6231 5849 sinmui@kimeng.com.hk

### ECONOMICS

**Suhaimi ILIAS**  
Chief Economist  
Singapore | Malaysia  
(603) 2297 8682 suhaimi\_ilias@maybank-ib.com

**Luz LORENZO**  
Philippines  
(63) 2 849 8836  
luz\_lorenzo@maybank-atrke.com

**Tim LEELAHAPHAN**  
Thailand  
(66) 2658 6300 ext 1420  
tim.l@maybank-ke.co.th

**JUNIMAN**  
Chief Economist, BII  
Indonesia  
(62) 21 29228888 ext 29682  
Juniman@bankbii.com

### STRATEGY

**Sadiq CURRIMBHOY**  
Global Strategist  
(65) 6231 5836 sadiq@maybank-ke.com.sg

**Willie CHAN**  
Hong Kong / Regional  
(852) 2268 0631 williechan@kimeng.com.hk

### MALAYSIA

**WONG Chew Hann, CA Head of Research**  
(603) 2297 8686 wchewh@maybank-ib.com  
• Strategy

**Desmond CH'NG, ACA**  
(603) 2297 8680  
desmond.chng@maybank-ib.com  
• Banking & Finance

**LIAW Thong Jung**  
(603) 2297 8688 tjliaw@maybank-ib.com  
• Oil & Gas Services - Regional

**ONG Chee Ting, CA**  
(603) 2297 8678 ct.ong@maybank-ib.com  
• Plantations - Regional

**Mohshin AZIZ**  
(603) 2297 8692 mohshin.aziz@maybank-ib.com  
• Aviation - Regional • Petrochem

**YIN Shao Yang, CPA**  
(603) 2297 8916 samuel.y@maybank-ib.com  
• Gaming - Regional • Media

**TAN Chi Wei, CFA**  
(603) 2297 8690 chiwei.t@maybank-ib.com  
• Power • Telcos

**WONG Wei Sum, CFA**  
(603) 2297 8679 weisum@maybank-ib.com  
• Property

**LEE Yen Ling**  
(603) 2297 8691 lee.yl@maybank-ib.com  
• Building Materials • Glove • Ports • Shipping

**CHAI Li Shin, CFA**  
(603) 2297 8684 lishin.c@maybank-ib.com  
• Plantation • Construction & Infrastructure

**Ivan YAP**  
(603) 2297 8612 ivan.yap@maybank-ib.com  
• Automotive • Semiconductor • Technology

**Kevin WONG**  
(603) 2082 6824 kevin.wong@maybank-ib.com  
• REITs • Consumer Discretionary

**LIEW Wei Han**  
(603) 2297 8676 weihan.l@maybank-ib.com  
• Consumer Staples

**LEE Cheng Hooi Regional Chartist**  
(603) 2297 8694  
chenghooi.lee@maybank-ib.com

**Tee Sze Chiah Head of Retail Research**  
(603) 2297 6858 szechiah.t@maybank-ib.com

**Cheah Chong Ling**  
(603) 2297 8767 chongling.c@maybank-ib.com

### HONG KONG / CHINA

**Howard WONG Head of Research**  
(852) 2268 0648  
howardwong@kimeng.com.hk  
• Oil & Gas - Regional

**Benjamin HO**  
(852) 2268 0632 benjaminho@kimeng.com.hk  
• Consumer & Auto

**Jacqueline KO, CFA**  
(852) 2268 0633 jacquelineko@kimeng.com.hk  
• Consumer Staples & Durables

**Ka Leong LO, CFA**  
(852) 2268 0630 kll@kimeng.com.hk  
• Consumer Discretionary & Auto

**Mitchell KIM**  
(852) 2268 0634 mitchellkim@kimeng.com.hk  
• Internet & Telcos

**Osbert TANG, CFA**  
(86) 21 5096 8370  
osberttang@kimeng.com.hk  
• Transport & Industrials

**Stefan CHANG, CFA**  
(852) 2268 0675  
stefanchang@kimeng.com.hk  
• Technology

**Steven ST CHAN**  
(852) 2268 0645 stevenchan@kimeng.com.hk  
• Banking & Financials - Regional

**Warren LAU**  
(852) 2268 0644  
warrenlau@kimeng.com.hk  
• Technology - Regional

### INDIA

**Jigar SHAH Head of Research**  
(91) 22 6623 2632 jigar@maybank-ke.co.in  
• Oil & Gas • Automobile • Cement

**Anubhav GUPTA**  
(91) 22 6623 2605 anubhav@maybank-ke.co.in  
• Metal & Mining • Capital Goods • Property

**Vishal MODI**  
(91) 22 6623 2607 vishal@maybank-ke.co.in  
• Banking & Financials

**Abhijeet KUNDU**  
(91) 22 6623 2628 abhijeet@maybank-ke.co.in  
• Consumer

**Neerav DALAL**  
(91) 22 6623 2606 neerav@maybank-ke.co.in  
• Software Technology • Telcos

### SINGAPORE

**Gregory YAP**  
(65) 6231 5848 gyap@maybank-ke.com.sg  
• SMD Caps  
• Technology & Manufacturing • Telcos

**YEAK Chee Keong, CFA**  
(65) 6231 5842  
yeakcheekeong@maybank-ke.com.sg  
• Offshore & Marine

**Derrick HENG, CFA**  
(65) 6231 5843 derrickheng@maybank-ke.com.sg  
• Transport • Property • REITs (Office)

**Joshua TAN**  
(65) 6231 5850 joshuat@maybank-ke.com.sg  
• REITs (Retail, Industrial)

**John CHEONG, CFA**  
(65) 6231 5845 johncheong@maybank-ke.com.sg  
• Small & Mid Caps • Healthcare

**TRUONG Thanh Hang**  
(65) 6231 5847 hang.truong@maybank-ke.com.sg  
• Small & Mid Caps

### INDONESIA

**Isnapura ISKANDAR Head of Research**  
(62) 21 2557 1129  
isnapura.iskandar@maybank-ke.co.id  
• Strategy • Metals & Mining • Cement

**Rahmi MARINA**  
(62) 21 2557 1128  
rahmi.marina@maybank-ke.co.id  
• Banking & Finance

**Aurellia SETIABUDI**  
(62) 21 2953 0785  
aurellia.setiabudi@maybank-ke.co.id  
• Property

**Pandu ANUGRAH**  
(62) 21 2557 1137  
pandu.anugrah@maybank-ke.co.id  
• Infra • Construction • Transport • Telcos

**Janni ASMAN**  
(62) 21 2953 0784  
janni.asman@maybank-ke.co.id  
• Cigarette • Healthcare • Retail

**Adhi TASMIN**  
(62) 21 2557 1209  
adhi.tasmin@maybank-ke.co.id  
• Plantations

**Anthony LUKMAWIJAYA**  
(62) 21 2557 1126  
anthony.lumawijaya@maybank-ke.co.id  
• Aviation

### PHILIPPINES

**Luz LORENZO Head of Research**  
(63) 2 849 8836  
luz\_lorenzo@maybank-atrke.com  
• Strategy  
• Utilities • Conglomerates • Telcos

**Lovell SARREAL**  
(63) 2 849 8841  
lovell\_sarreal@maybank-atrke.com  
• Consumer • Media • Cement

**Rommel RODRIGO**  
(63) 2 849 8839  
rommel\_rodrigo@maybank-atrke.com  
• Conglomerates • Property • Gaming  
• Ports/Logistics

**Katherine TAN**  
(63) 2 849 8843  
kat\_tan@maybank-atrke.com  
• Banks • Construction

**Michael BENGSON**  
(63) 2 849 8840  
michael\_bengson@maybank-atrke.com  
• Conglomerates

**Jaclyn JIMENEZ**  
(63) 2 849 8842  
jaclyn\_jimenez@maybank-atrke.com  
• Consumer

### Arabelle MAGHIRANG

(63) 2 849 8838  
arabelle\_maghirang@maybank-atrke.com  
• Banks

### THAILAND

**Maria LAPIZ Head of Institutional Research**  
Dir (66) 2257 0250 | (66) 2658 6300 ext 1399  
Maria.L@maybank-ke.co.th  
• Consumer • Materials • Ind. Estates

**Sittichai DUANGRATTANACHAYA**  
(66) 2658 6300 ext 1393  
Sittichai.D@maybank-ke.co.th  
• Services Sector • Transport

**Yupapan POLPORNPRASERT**  
(66) 2658 6300 ext 1395  
yupapan.p@maybank-ke.co.th  
• Oil & Gas

**Sukit UDOMSIRIKUL Head of Retail Research**  
(66) 2658 6300 ext 5090  
Sukit.u@maybank-ke.co.th

**Mayuree CHOWVIKRAN**  
(66) 2658 6300 ext 1440  
mayuree.c@maybank-ke.co.th  
• Strategy

**Padon VANNARAT**  
(66) 2658 6300 ext 1450  
Padon.v@maybank-ke.co.th  
• Strategy

**Surachai PRAMUALCHAROENKIT**  
(66) 2658 6300 ext 1470  
Surachai.p@maybank-ke.co.th  
• Auto • Conmat • Contractor • Steel

### Suttatip PEERASUB

(66) 2658 6300 ext 1430  
suttatip.p@maybank-ke.co.th  
• Media • Commerce

### Sutthichai KUMWORACHAI

(66) 2658 6300 ext 1400  
sutthichai.k@maybank-ke.co.th  
• Energy • Petrochem

### Termporn TANTIVIVAT

(66) 2658 6300 ext 1520  
termporn.t@maybank-ke.co.th  
• Property

### Jaroonpan WATTANAWONG

(66) 2658 6300 ext 1404  
jaroonpan.w@maybank-ke.co.th  
• Transportation • Small cap

### VIETNAM

#### LE Hong Lien, ACCA

Head of Institutional Research  
(84) 8 44 555 888 x 8181  
lien.le@maybank-kimeng.com.vn  
• Strategy • Consumer • Diversified • Utilities

#### THAI Quang Trung, CFA, Deputy Manager,

Institutional Research  
(84) 8 44 555 888 x 8180  
trung.thai@maybank-kimeng.com.vn  
• Real Estate • Construction • Materials

#### Le Nguyen Nhat Chuyen

(84) 8 44 555 888 x 8082  
chuyen.le@maybank-kimeng.com.vn  
• Oil & Gas

#### NGUYEN Thi Ngan Tuyen, Head of Retail Research

(84) 8 44 555 888 x 8081  
tuyen.nguyen@maybank-kimeng.com.vn  
• Food & Beverage • Oil&Gas • Banking

#### TRINH Thi Ngoc Diep

(84) 4 44 555 888 x 8208  
diep.trinh@maybank-kimeng.com.vn  
• Technology • Utilities • Construction

#### PHAM Nhat Bich

(84) 8 44 555 888 x 8083  
bich.pham@maybank-kimeng.com.vn  
• Consumer • Manufacturing • Fishery

#### NGUYEN Thi Sony Tra Mi

(84) 8 44 555 888 x 8084  
mi.nguyen@maybank-kimeng.com.vn  
• Port operation • Pharmaceutical  
• Food & Beverage

#### TRUONG Quang Binh

(84) 4 44 555 888 x 8087  
binh.truong@maybank-kimeng.com.vn  
• Rubber plantation • Tyres and Tubes • Oil&Gas

**APPENDIX I: TERMS FOR PROVISION OF REPORT, DISCLAIMERS AND DISCLOSURES****DISCLAIMERS**

This research report is prepared for general circulation and for information purposes only and under no circumstances should it be considered or intended as an offer to sell or a solicitation of an offer to buy the securities referred to herein. Investors should note that values of such securities, if any, may fluctuate and that each security's price or value may rise or fall. Opinions or recommendations contained herein are in form of technical ratings and fundamental ratings. Technical ratings may differ from fundamental ratings as technical valuations apply different methodologies and are purely based on price and volume-related information extracted from the relevant jurisdiction's stock exchange in the equity analysis. Accordingly, investors' returns may be less than the original sum invested. Past performance is not necessarily a guide to future performance. This report is not intended to provide personal investment advice and does not take into account the specific investment objectives, the financial situation and the particular needs of persons who may receive or read this report. Investors should therefore seek financial, legal and other advice regarding the appropriateness of investing in any securities or the investment strategies discussed or recommended in this report.

The information contained herein has been obtained from sources believed to be reliable but such sources have not been independently verified by Maybank Investment Bank Berhad, its subsidiary and affiliates (collectively, "MKE") and consequently no representation is made as to the accuracy or completeness of this report by MKE and it should not be relied upon as such. Accordingly, MKE and its officers, directors, associates, connected parties and/or employees (collectively, "Representatives") shall not be liable for any direct, indirect or consequential losses or damages that may arise from the use or reliance of this report. Any information, opinions or recommendations contained herein are subject to change at any time, without prior notice.

This report may contain forward looking statements which are often but not always identified by the use of words such as "anticipate", "believe", "estimate", "intend", "plan", "expect", "forecast", "predict" and "project" and statements that an event or result "may", "will", "can", "should", "could" or "might" occur or be achieved and other similar expressions. Such forward looking statements are based on assumptions made and information currently available to us and are subject to certain risks and uncertainties that could cause the actual results to differ materially from those expressed in any forward looking statements. Readers are cautioned not to place undue relevance on these forward-looking statements. MKE expressly disclaims any obligation to update or revise any such forward looking statements to reflect new information, events or circumstances after the date of this publication or to reflect the occurrence of unanticipated events.

MKE and its officers, directors and employees, including persons involved in the preparation or issuance of this report, may, to the extent permitted by law, from time to time participate or invest in financing transactions with the issuer(s) of the securities mentioned in this report, perform services for or solicit business from such issuers, and/or have a position or holding, or other material interest, or effect transactions, in such securities or options thereon, or other investments related thereto. In addition, it may make markets in the securities mentioned in the material presented in this report. MKE may, to the extent permitted by law, act upon or use the information presented herein, or the research or analysis on which they are based, before the material is published. One or more directors, officers and/or employees of MKE may be a director of the issuers of the securities mentioned in this report.

This report is prepared for the use of MKE's clients and may not be reproduced, altered in any way, transmitted to, copied or distributed to any other party in whole or in part in any form or manner without the prior express written consent of MKE and MKE and its Representatives accepts no liability whatsoever for the actions of third parties in this respect.

This report is not directed to or intended for distribution to or use by any person or entity who is a citizen or resident of or located in any locality, state, country or other jurisdiction where such distribution, publication, availability or use would be contrary to law or regulation. This report is for distribution only under such circumstances as may be permitted by applicable law. The securities described herein may not be eligible for sale in all jurisdictions or to certain categories of investors. Without prejudice to the foregoing, the reader is to note that additional disclaimers, warnings or qualifications may apply based on geographical location of the person or entity receiving this report.

**Malaysia**

Opinions or recommendations contained herein are in the form of technical ratings and fundamental ratings. Technical ratings may differ from fundamental ratings as technical valuations apply different methodologies and are purely based on price and volume-related information extracted from Bursa Malaysia Securities Berhad in the equity analysis.

**Singapore**

This report has been produced as of the date hereof and the information herein may be subject to change. Maybank Kim Eng Research Pte. Ltd. ("Maybank KERPL") in Singapore has no obligation to update such information for any recipient. For distribution in Singapore, recipients of this report are to contact Maybank KERPL in Singapore in respect of any matters arising from, or in connection with, this report. If the recipient of this report is not an accredited investor, expert investor or institutional investor (as defined under Section 4A of the Singapore Securities and Futures Act), Maybank KERPL shall be legally liable for the contents of this report, with such liability being limited to the extent (if any) as permitted by law.

**Thailand**

The disclosure of the survey result of the Thai Institute of Directors Association ("IOD") regarding corporate governance is made pursuant to the policy of the Office of the Securities and Exchange Commission. The survey of the IOD is based on the information of a company listed on the Stock Exchange of Thailand and the market for Alternative Investment disclosed to the public and able to be accessed by a general public investor. The result, therefore, is from the perspective of a third party. It is not an evaluation of operation and is not based on inside information. The survey result is as of the date appearing in the Corporate Governance Report of Thai Listed Companies. As a result, the survey may be changed after that date. Maybank Kim Eng Securities (Thailand) Public Company Limited ("MBKET") does not confirm nor certify the accuracy of such survey result.

Except as specifically permitted, no part of this presentation may be reproduced or distributed in any manner without the prior written permission of MBKET. MBKET accepts no liability whatsoever for the actions of third parties in this respect.

**US**

This research report prepared by MKE is distributed in the United States ("US") to Major US Institutional Investors (as defined in Rule 15a-6 under the Securities Exchange Act of 1934, as amended) only by Maybank Kim Eng Securities USA Inc ("Maybank KESUSA"), a broker-dealer registered in the US (registered under Section 15 of the Securities Exchange Act of 1934, as amended). All responsibility for the distribution of this report by Maybank KESUSA in the US shall be borne by Maybank KESUSA. All resulting transactions by a US person or entity should be effected through a registered broker-dealer in the US. This report is not directed at you if MKE is prohibited or restricted by any legislation or regulation in any jurisdiction from making it available to you. You should satisfy yourself before reading it that Maybank KESUSA is permitted to provide research material concerning investments to you under relevant legislation and regulations.

**UK**

This document is being distributed by Maybank Kim Eng Securities (London) Ltd ("Maybank KESL") which is authorized and regulated, by the Financial Services Authority and is for Informational Purposes only. This document is not intended for distribution to anyone defined as a Retail Client under the Financial Services and Markets Act 2000 within the UK. Any inclusion of a third party link is for the recipients convenience only, and that the firm does not take any responsibility for its comments or accuracy, and that access to such links is at the individuals own risk. Nothing in this report should be considered as constituting legal, accounting or tax advice, and that for accurate guidance recipients should consult with their own independent tax advisers.

## DISCLOSURES

### Legal Entities Disclosures

**Malaysia:** This report is issued and distributed in Malaysia by Maybank Investment Bank Berhad (15938-H) which is a Participating Organization of Bursa Malaysia Berhad and a holder of Capital Markets and Services License issued by the Securities Commission in Malaysia. **Singapore:** This material is issued and distributed in Singapore by Maybank KERPL (Co. Reg No 197201256N) which is regulated by the Monetary Authority of Singapore. **Indonesia:** PT Kim Eng Securities (“PTKES”) (Reg. No. KEP-251/PM/1992) is a member of the Indonesia Stock Exchange and is regulated by the BAPEPAM LK. **Thailand:** MBKET (Reg. No.0107545000314) is a member of the Stock Exchange of Thailand and is regulated by the Ministry of Finance and the Securities and Exchange Commission. **Philippines:** Maybank ATRKES (Reg. No.01-2004-00019) is a member of the Philippines Stock Exchange and is regulated by the Securities and Exchange Commission. **Vietnam:** Maybank Kim Eng Securities JSC (License Number: 71/UBCK-GP) is licensed under the State Securities Commission of Vietnam. **Hong Kong:** KESHK (Central Entity No AAD284) is regulated by the Securities and Futures Commission. **India:** Kim Eng Securities India Private Limited (“KESI”) is a participant of the National Stock Exchange of India Limited (Reg No: INF/INB 231452435) and the Bombay Stock Exchange (Reg. No. INF/INB 011452431) and is regulated by Securities and Exchange Board of India. KESI is also registered with SEBI as Category 1 Merchant Banker (Reg. No. INM 000011708) **US:** Maybank KESUSA is a member of/ and is authorized and regulated by the FINRA - Broker ID 27861. **UK:** Maybank KESL (Reg No 2377538) is authorized and regulated by the Financial Services Authority.

### Disclosure of Interest

**Malaysia:** MKE and its Representatives may from time to time have positions or be materially interested in the securities referred to herein and may further act as market maker or may have assumed an underwriting commitment or deal with such securities and may also perform or seek to perform investment banking services, advisory and other services for or relating to those companies.

**Singapore:** As of 11 December 2015, Maybank KERPL and the covering analyst do not have any interest in any companies recommended in this research report.

**Thailand:** MBKET may have a business relationship with or may possibly be an issuer of derivative warrants on the securities /companies mentioned in the research report. Therefore, Investors should exercise their own judgment before making any investment decisions. MBKET, its associates, directors, connected parties and/or employees may from time to time have interests and/or underwriting commitments in the securities mentioned in this report.

**Hong Kong:** KESHK may have financial interests in relation to an issuer or a new listing applicant referred to as defined by the requirements under Paragraph 16.5(a) of the Hong Kong Code of Conduct for Persons Licensed by or Registered with the Securities and Futures Commission.

As of 11 December 2015, KESHK and the authoring analyst do not have any interest in any companies recommended in this research report.

MKE may have, within the last three years, served as manager or co-manager of a public offering of securities for, or currently may make a primary market in issues of, any or all of the entities mentioned in this report or may be providing, or have provided within the previous 12 months, significant advice or investment services in relation to the investment concerned or a related investment and may receive compensation for the services provided from the companies covered in this report.

## OTHERS

### Analyst Certification of Independence

The views expressed in this research report accurately reflect the analyst’s personal views about any and all of the subject securities or issuers; and no part of the research analyst’s compensation was, is or will be, directly or indirectly, related to the specific recommendations or views expressed in the report.

### Reminder

Structured securities are complex instruments, typically involve a high degree of risk and are intended for sale only to sophisticated investors who are capable of understanding and assuming the risks involved. The market value of any structured security may be affected by changes in economic, financial and political factors (including, but not limited to, spot and forward interest and exchange rates), time to maturity, market conditions and volatility and the credit quality of any issuer or reference issuer. Any investor interested in purchasing a structured product should conduct its own analysis of the product and consult with its own professional advisers as to the risks involved in making such a purchase.

No part of this material may be copied, photocopied or duplicated in any form by any means or redistributed without the prior consent of MKE.

### Definition of Ratings

Maybank Kim Eng Research uses the following rating system

<b>BUY</b>	Return is expected to be above 10% in the next 12 months (excluding dividends)
<b>HOLD</b>	Return is expected to be between - 10% to +10% in the next 12 months (excluding dividends)
<b>SELL</b>	Return is expected to be below -10% in the next 12 months (excluding dividends)

### Applicability of Ratings

The respective analyst maintains a coverage universe of stocks, the list of which may be adjusted according to needs. Investment ratings are only applicable to the stocks which form part of the coverage universe. Reports on companies which are not part of the coverage do not carry investment ratings as we do not actively follow developments in these companies.



## Malaysia

Maybank Investment Bank Berhad  
(A Participating Organisation of  
Bursa Malaysia Securities Berhad)  
33rd Floor, Menara Maybank,  
100 Jalan Tun Perak,  
50050 Kuala Lumpur  
Tel: (603) 2059 1888;  
Fax: (603) 2078 4194

Stockbroking Business:  
Level 8, Tower C, Dataran Maybank,  
No.1, Jalan Maarof  
59000 Kuala Lumpur  
Tel: (603) 2297 8888  
Fax: (603) 2282 5136

## Philippines

Maybank ATR Kim Eng Securities Inc.  
17/F, Tower One & Exchange Plaza  
Ayala Triangle, Ayala Avenue  
Makati City, Philippines 1200

Tel: (63) 2 849 8888  
Fax: (63) 2 848 5738

## South Asia Sales Trading

Kevin Foy  
Regional Head Sales Trading  
kevinfoy@maybank-ke.com.sg  
Tel: (65) 6336-5157  
US Toll Free: 1-866-406-7447

### Malaysia

Rommel Jacob  
rommeljacob@maybank-ib.com  
Tel: (603) 2717 5152

### Indonesia

Hariantio Liong  
hariantio.liong@maybank-ke.co.id  
Tel: (62) 21 2557 1177

### New York

Andrew Dacey  
adacey@maybank-keusa.com  
Tel: (212) 688 2956

### Vietnam

Tien Nguyen  
thuytien.nguyen@maybank-kimeng.com.vn  
Tel: (84) 44 555 888 x8079

## Singapore

Maybank Kim Eng Securities Pte Ltd  
Maybank Kim Eng Research Pte Ltd  
50 North Canal Road  
Singapore 059304

Tel: (65) 6336 9090

## Hong Kong

Kim Eng Securities (HK) Ltd  
Level 30,  
Three Pacific Place,  
1 Queen's Road East,  
Hong Kong

Tel: (852) 2268 0800  
Fax: (852) 2877 0104

## Thailand

Maybank Kim Eng Securities  
(Thailand) Public Company Limited  
999/9 The Offices at Central World,  
20<sup>th</sup> - 21<sup>st</sup> Floor,  
Rama 1 Road Pathumwan,  
Bangkok 10330, Thailand

Tel: (66) 2 658 6817 (sales)  
Tel: (66) 2 658 6801 (research)

## North Asia Sales Trading

Andrew Lee  
andrewlee@kimeng.com.hk  
Tel: (852) 2268 0283  
US Toll Free: 1 877 837 7635

### Thailand

Tanasak Krishnasreni  
Tanasak.K@maybank-ke.co.th  
Tel: (66)2 658 6820

### India

Manish Modi  
manish@maybank-ke.co.in  
Tel: (91)-22-6623-2601

### Philippines

Keith Roy  
keith\_roy@maybank-atrke.com  
Tel: (63) 2 848-5288

## London

Maybank Kim Eng Securities  
(London) Ltd  
5<sup>th</sup> Floor, Aldermay House  
10-15 Queen Street  
London EC4N 1TX, UK

Tel: (44) 20 7332 0221  
Fax: (44) 20 7332 0302

## Indonesia

PT Maybank Kim Eng Securities  
Plaza Bapindo  
Citibank Tower 17<sup>th</sup> Floor  
Jl Jend. Sudirman Kav. 54-55  
Jakarta 12190, Indonesia

Tel: (62) 21 2557 1188  
Fax: (62) 21 2557 1189

## Vietnam

Maybank Kim Eng Securities Limited  
4A-15+16 Floor Vincom Center Dong  
Khoi, 72 Le Thanh Ton St. District 1  
Ho Chi Minh City, Vietnam

Tel : (84) 844 555 888  
Fax : (84) 8 38 271 030

## New York

Maybank Kim Eng Securities USA  
Inc  
777 Third Avenue, 21st Floor  
New York, NY 10017, U.S.A.

Tel: (212) 688 8886  
Fax: (212) 688 3500

## India

Kim Eng Securities India Pvt Ltd  
2nd Floor, The International 16,  
Maharishi Karve Road,  
Churchgate Station,  
Mumbai City - 400 020, India

Tel: (91) 22 6623 2600  
Fax: (91) 22 6623 2604

## Saudi Arabia

*In association with*  
**Anfaal Capital**  
Villa 47, Tujjar Jeddah  
Prince Mohammed bin Abdulaziz  
Street P.O. Box 126575  
Jeddah 21352

Tel: (966) 2 6068686  
Fax: (966) 26068787