

# Singapore Healthcare

## Decoupling Opportunities

# POSITIVE

[Unchanged]

### Resilient results, but not stocks

Singapore's healthcare stocks' earnings have been generally resilient. But in uncertain markets, their stock performances correlate more with the broader market, diverging temporarily from their fundamentals. Current short-term weakness caused by market weakness and stake reductions by institutional investors could present buying opportunities, in our view. Our top picks are Raffles Medical, ISEC and Q&M with catalysts expected from further expansions and M&As. We downgrade Cordlife to HOLD, as it has rallied significantly since our Six-for-16 strategy report dated 4 Jan 2016. Our SOTP-based TP already takes into account shareholding changes that could lead to a privatisation or other forms of corporate developments.

### Short-term weakness...

We think that Street and our expectations for FY15 could be missed by 5-10%, as Raffles Medical and Cordlife could book higher-than-expected start-up costs from their major expansion. Also, both could have been affected by weaker demand last year, as Raffles Medical still heavily relies on Singapore and Cordlife's products are discretionary.

Also, Raffles Medical and IHH could be sold down after their institutional-fund investors trimmed stakes in the companies. Fidelity reduced its position in Raffles Medical to <5% on 8 Dec 2015. Aberdeen, which owns a 5.4% stake, has reduced this to 4.9%. (It has also cut stakes in other listed companies: Venture >20% to 8% and CityDev, 22% to 11%).

On the other hand, smaller-cap Q&M and ISEC are being supported by share buybacks from the companies themselves and major shareholders

### ...but multiples should be sustainable

We think that the sector's >30x FY16 P/E valuations remain justifiable, as the companies have good expansion plans, earnings resilience, strong cash flow and healthy balance sheets to fund growth. For instance, ISEC completed an EPS-accretive acquisition in Malaysia in Dec 2015. Q&M completed two in Singapore in Sep 2015 and one in Dec 2015. In addition, we note that Raffles Medical's and Q&M are now trading at 20% discount to Asia peers, at 30x FY16 P/E (Figure 8).

### Catalysts

We believe that investors could start looking at beaten-down stocks that have corrected more than the STI's -28% from its 52-week high:

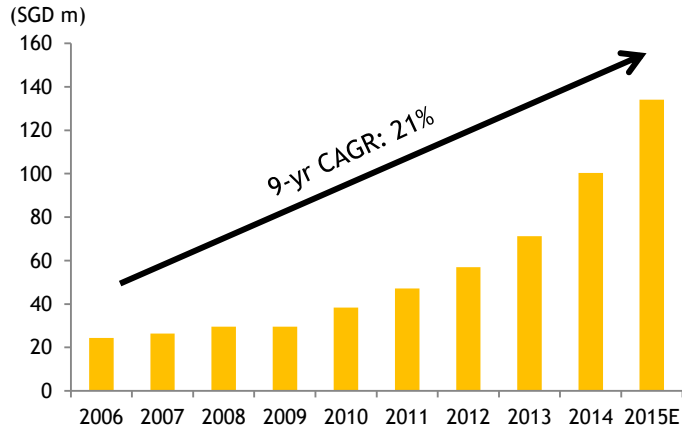
1. ISEC, down 57% from its 52-week high, is in the early stages of its M&A spree and is the cheapest by P/E among peers.
2. Q&M, down 31% from its 52-week high, offers 60% EPS growth for FY16, supported by profit guarantees.
3. Raffles Medical, down 21% from its 52-week high, is aggressively expanding in China, with the help of its execution track record.

Risks are poor project execution or M&A delays, potentially caused by Chinese regulations.

Stock	Bloomberg code	Mkt cap (USD'm)	Rating	Price (LC)	TP (LC)	Upside (%)	P/E (x)		P/B (x)		Div yld (%)	
							15E	16E	15E	16E	15E	16E
IHH Healthcare	IHH MK	12,340	Hold	6.55	6.35	(3)	52.0	46.2	2.7	2.6	0.5	0.5
Raffles Medical	RFMD SP	1,582	Buy	3.95	5.22	32	33.2	30.4	4.0	3.8	1.5	1.6
Q&M Dental	QNM SP	385	Buy	0.70	0.97	39	48.1	30.2	5.3	4.8	1.1	1.2
Cordlife Group	CLGL SP	289	Hold	1.56	1.72	11	54.9	50.2	2.5	1.8	1.3	9.8
ISEC Healthcare	ISEC SP	75	Buy	0.22	0.40	82	20.4	14.8	2.1	2.0	1.7	2.4

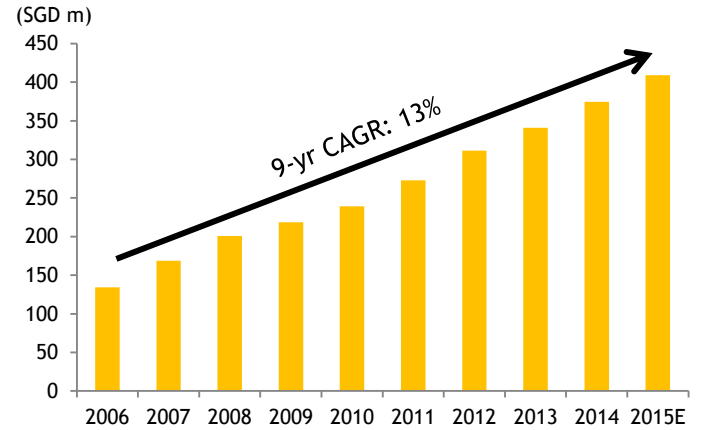
Healthcare companies have resilient revenue...

Figure 1: Q&M Dental - Revenue



Source: Company, Maybank KE

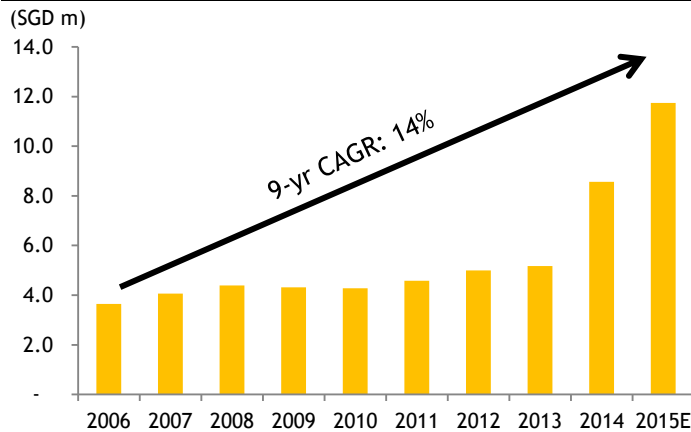
Figure 2: Raffles Medical - Revenue



Source: Company, Maybank KE

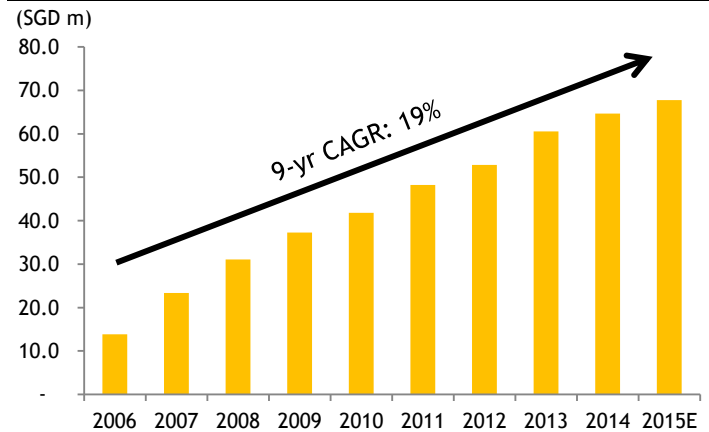
... and earnings

Figure 3: Q&M Dental - core earnings



Source: Company, Maybank KE

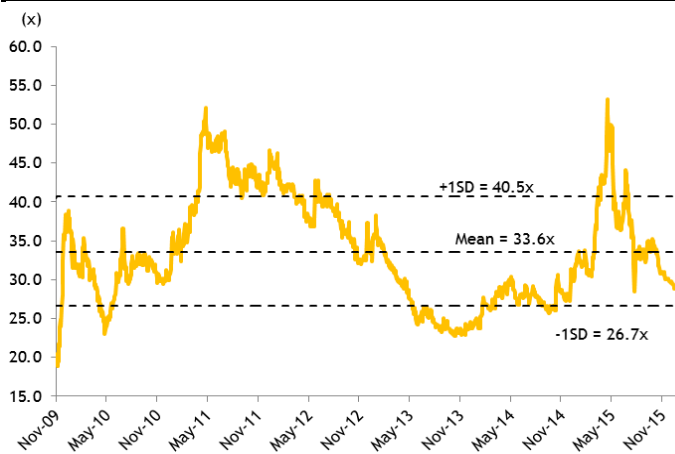
Figure 4: Raffles Medical - core earnings



Source: Company, Maybank KE

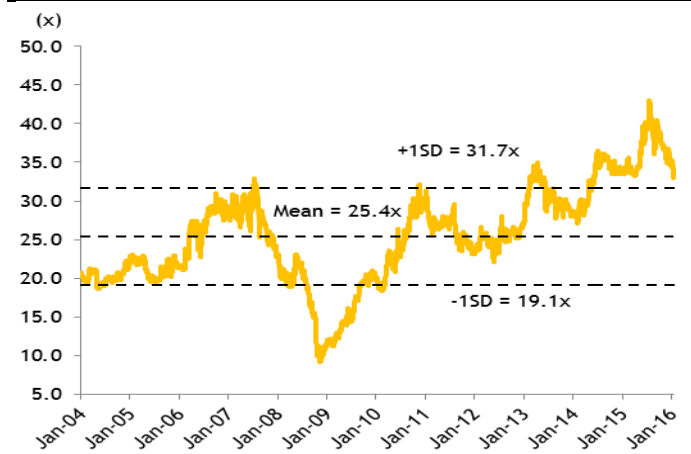
But share prices & valuations could have de-coupled

Figure 5: Q&M Dental - rolling P/E band



Source: Bloomberg, Maybank KE

Figure 6: Raffles Medical - rolling P/E band



Source: Bloomberg, Maybank KE

Figure 7: Earnings expectations summary

Company	1Q15 FYE	2Q15		3Q15		FY15E MKE's earnings expectations (%YoY)	FY16E	FY15E Consensus earnings expectations (%YoY)	FY16E
		Results	Results	Results	Results				
Raffles Medical	12	Below	↓ In-line	↔ Below	↓	5	11	7	15
Cordlife Group	6	In-line	↔ Below	↓ Below	↓	10	12	41	16
IHH Healthcare	12	In-line	↔ In-line	↔ In-line	↔	22	21	19	25
ISEC Healthcare	12	In-line	↔ n/a	↔ In-line	↔	(13)	27	(13)	27
Q & M Dental	12	In-line	↔ In-line	↔ In-line	↔	37	59	37	45

Source: Bloomberg, Company

Figure 8: Top 10 shareholders

Shareholder	Shareholding (%)	No. of shares (m)	Position change (m)	Filing date
<b>Raffles Medical</b>				
Dr. Loo Choon Yong	51.4	295.3	-	19/06/2015
FIL Limited	4.9	28.4	-	03/12/2015
ABERDEEN Asset Management	4.9	27.9	(0.3)	29/05/2015
First State Investments ICVC	1.2	6.9	-	30/11/2015
Blackrock Advisors Llc	1.1	6.5	(0.4)	31/10/2015
Matthews International Capital	0.8	4.5	(0.7)	30/09/2015
Invesco Ltd	0.6	3.4	(0.0)	15/01/2016
Vanguard Group Inc	0.5	3.1	(0.4)	31/12/2015
Schroder Investment Mgmt Ltd	0.5	3.0	0.4	30/06/2015
AXA Life Insurance Singapore Pte	0.5	2.9	0.0	30/06/2015
<b>IHH</b>				
Khazanah Nasional Bhd	43.5	3,579.8	(0.6)	04/11/2015
Mitsui & Co Ltd	20.1	1,650.0	-	30/04/2015
Employees Provident Fund	8.7	715.3	(0.6)	11/01/2016
Aydinlar Mehmet Ali	3.2	262.7	-	30/04/2015
Kuwait Investment Authority	1.8	150.3	-	30/04/2015
JP Morgan Chase & Co	1.2	100.2	3.3	30/04/2015
GIC Private Limited	1.2	100.2	-	30/04/2015
State Street Corp	1.1	88.4	(0.0)	14/01/2016
Skim Amanah Saham Bumiputera	1.0	82.5	-	30/04/2015
Matthews International Capital	0.8	64.5	2.4	30/09/2015
<b>Q&amp;M</b>				
Quan Min Holdings Pte Ltd	47.3	373.4	-	30/12/2015
Heritas Helios Investments Pte	8.1	64.1	(6.0)	06/06/2015
Shunjie Koh	4.7	36.9	-	10/07/2015
Chin Siau Ng	1.4	11.2	-	07/12/2015
Dbx Asset Management	0.4	2.9	2.9	30/06/2015
Oekoworld Lux SA	0.2	1.5	-	30/09/2015
Smith & Williamson Invest Mgmt	0.1	0.9	(0.2)	31/12/2015
Dimensional Fund Advisors LP	0.1	0.5	0.5	31/07/2015
Sreenivasan Narayanan	0.0	0.2	0.0	10/12/2014
Weng Sui Ng	0.0	0.2	0.0	10/12/2014
<b>ISEC</b>				
Hung Ming Lee	33.1	162.0	-	09/12/2015
Jun Shyan Wong	8.7	42.6	0.1	23/12/2015
Oh Chin Beng	5.4	26.6	-	18/03/2015
Matthews International Capital	3.3	16.2	(2.1)	30/09/2015
Jpmorgan Funds Asia Ltd	1.6	7.9	-	30/10/2015
Cordelia Chan	1.1	5.6	-	10/07/2015
Jp Morgan Chase & Co	1.0	5.0	-	30/09/2015
Hwang-DBS Investment Management	0.9	4.6	(1.0)	28/02/2015
DBS Asset Management	0.1	0.5	-	30/06/2015
Teck Seng Low	0.1	0.4	-	21/01/2015
<b>Cordlife</b>				
Lh Capital I Limited	19.9	51.7	9.9	13/01/2016
Wells Spring Pte Ltd	11.3	29.3	-	17/09/2015
Coop International Pte Ltd	11.2	29.1	-	17/09/2015
China Stem Cells East Co L	9.8	25.5	-	17/09/2015
Robust Plan	7.0	18.1	-	23/12/2015
Fil Limited	6.9	17.9	-	27/11/2015
Franklin Templeton Investments	2.6	6.7	-	30/09/2015
Jeremy Yee	0.7	1.8	0.0	15/01/2016
Teachers Advisors Inc	0.4	0.9	-	30/11/2015
Ho Choon Hou	0.3	0.8	-	21/07/2015

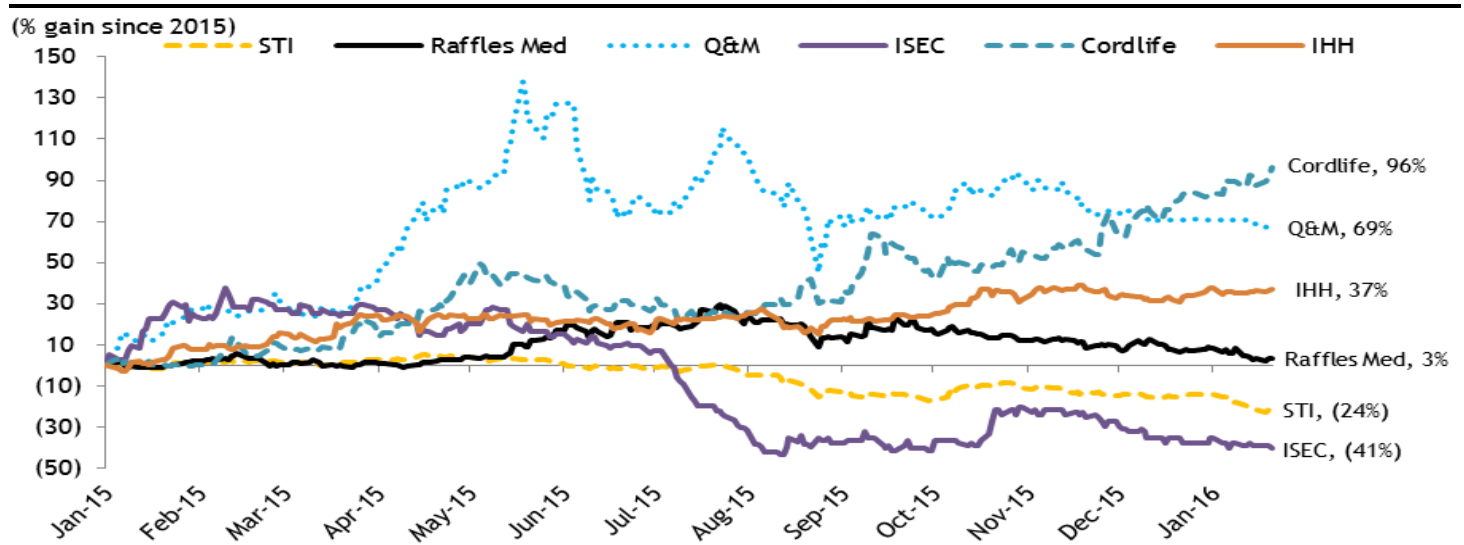
Source: Bloomberg, Company

**Figure 9: Valuations comparison of healthcare stocks in Asia**  
*Raffles Med, Q&M and ISEC are trading at attractive FY16 P/E vs Asia peers*

	Rating	Curr.	Share price* (lccy)	Target price (lccy)	Market cap (USD m)	P/E (x)			3Y EPS CAGR (%)	EV/EBITDA (x)	P/BV (x)	ROE (%)		Div yield (%)
						FY15E	FY16E	FY17E				FY15E	FY16E	
Raffles Medical	BUY	SGD	3.95	5.22	1,562	33	30	28	9	23	4.0	12	13	1.5
Q&M Dental	BUY	SGD	0.70	0.97	375	48	30	25	31	26	5.3	13	17	1.1
ISEC Healthcare	BUY	SGD	0.22	0.40	76	20	15	14	10	8	2.2	11	15	1.7
Cordlife	HOLD	SGD	1.56	1.72	278	55	50	45	13	27	1.7	4	4	1.3
IHH Healthcare	HOLD	MYR	6.55	6.35	12,151	52	46	37	22	25	2.7	5	6	0.5
<b>Asia ex-China peers</b>														
KPJ Healthcare	NR	MYR	4.35	n/a	1,031	30	28	25	8	16	3.3	11	11	1.6
Bangkok Dusit	BUY	THB	21.20	22.50	9,049	44	39	32	11	26	6.3	15	16	1.1
Bangkok Chain	HOLD	THB	8.90	8.50	612	47	37	29	14	19	5.2	12	14	1.3
Bumrungrad	HOLD	THB	210	170.00	4,216	53	45	41	11	26	11.8	26	31	1.3
Chularat Hospital	HOLD	THB	2.50	2.40	758	50	42	36	17	30	0.9	19	21	0.8
Fortis Healthcare	NR	INR	170.20	n/a	1,159	75	38	26	69	30	1.9	2	5	-
Apollo Hospital	NR	INR	1,368	n/a	2,798	48	39	30	20	24	5.4	12	14	0.5
Ramsay Healthc	NR	AUD	59.59	n/a	8,270	26	23	21	13	12	6.0	24	24	2.0
Mitra Keluarga	NR	IDR	2,200	n/a	2,293	56	47	42	12	41	9.7	23	21	0.8
Siloam Hospital	NR	IDR	9,100	n/a	753	115	91	60	41	18	6.1	5	6	0.1
<b>Average excluding Siloam</b>						<b>48</b>	<b>38</b>	<b>31</b>	<b>19</b>	<b>25</b>	<b>5.6</b>	<b>16</b>	<b>17</b>	<b>1.2</b>
<b>China peers</b>														
Phoenix Healthc	NR	HKD	6.03	n/a	643	20	15	13	20	10	2.8	14	16	2.0
Harmonicare	NR	HKD	6.32	n/a	622	39	28	25	25	22	4.3	23	15	1.0
Aier Eye Hospital	NR	CNY	29.65	n/a	4,427	69	52	40	33	39	11.1	18	20	0.4
Topchoice Med	NR	CNY	37.75	n/a	1,839	83	62	45	35	45	15.6	19	21	-
iKang Healthcare	NR	USD	20.15	n/a	1,355	30	23	18	41	15	3.6	13	14	-
<b>Average</b>						<b>48</b>	<b>36</b>	<b>28</b>	<b>31</b>	<b>26</b>	<b>7.5</b>	<b>17</b>	<b>17</b>	<b>0.7</b>
<b>Asia average</b>						<b>48</b>	<b>37</b>	<b>30</b>	<b>23</b>	<b>25</b>	<b>6.3</b>	<b>16</b>	<b>17</b>	<b>1.0</b>

\*As of market close on 20 Jan 2016  
 Source: Bloomberg, Maybank KE

**Figure 10: % gain of healthcare stocks since 2015 vs Straits Times Index (STI)**



Source: Bloomberg, Maybank KE

## ISEC (BUY) - Value Proposition

- Group medical practice that provides competitively-priced eye surgery, care and consultancy services. Group practice allows it to offer comprehensive facilities.
- Mix of junior/senior doctors caters to spectrum of customers. Sub-specialty variety also allows it to capture more patients than single-specialty solo practitioners.
- Readily scalable business, into regional markets from its Singapore/Malaysia base via M&As, using equity participation to spur doctors.

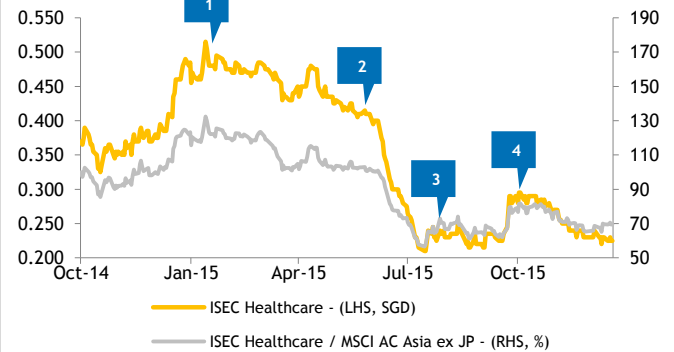
### Recent acquisition adds significant economic value

SSEC acquisition price (MYR'000)	37,100		
SSEC acquisition price (SGD'000) @ 3.10	11,968		
	<b>FY 16E</b>	<b>FY 17E</b>	
Projected SSEC revenue (SGD'000)	4,471	4,764	
Projected SSEC net after tax income (SGD'000)	1,118	1,191	
ROI	9%	10%	
ISEC WACC (Bloomberg)	6%		

Source: Company

## Price Drivers

### Historical share price



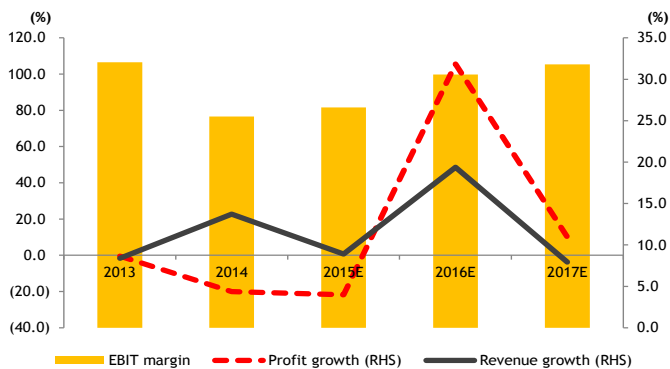
Source: Company, Maybank Kim Eng

1. Optimism ran high on promise of earnings-accretive M&As soon after IPO.
2. But slide began when delays set in. Start-up losses of newly-opened clinic at Mount Elizabeth Novena also dragged down results.
3. Increasingly weak MYR. Malaysia accounts for 70-80% of sales and 50% of net profits.
4. Announcement of acquisition of SSEC in Melaka, but rally was curtailed by extreme global market weakness.

## Financial Metrics

- Revenue should be boosted by consolidation of SSEC in Melaka, at 13-14% of FY16E profits. This MYR37m acquisition was completed on 9 Dec 2015.
- EBIT margins to strengthen following closure of ISEC Singapore clinic at Mount Elizabeth Novena in Dec 2015. ISEC should save opex of >SGD1m in 2016E.
- Assuming MYR slips no further than 3.10/SGD in FY16, profits should rebound from FY15 weakness.

### Recovery expected in FY16E even with MYR weakness



Source: Company

## Swing Factors

### Upside

- Closure of immediately-accretive M&A deals in regional markets such as Singapore, Malaysia, Taiwan, Indonesia, Vietnam or Cambodia in 1H16.
- Sustained recovery or stabilisation of MYR.
- Lower operating costs after closure of Mount Elizabeth Novena clinic.
- Higher than expected contribution from SSEC in Melaka.

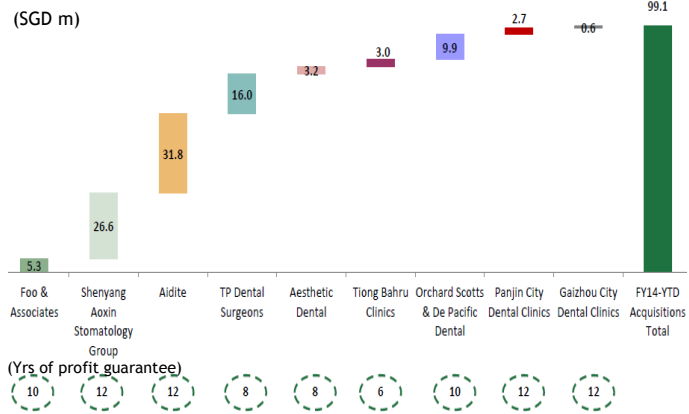
### Downside

- MYR weakness against SGD beyond our 2016 assumption of 3.10.
- Legal suits between patient and doctor could raise reputational risks.

## Q&M Dental (BUY) - Value Proposition

- Fills the gap between cheap-but-slow public dental services and premium services.
- Group model enables dentists to concentrate on core duties, sparing them admin functions. They are also able to leverage the firm's strong branding to attract patients.
- Acquisitions of smaller players at accretive valuations have been lifting growth since 2014. Able to attract more players in Singapore & China.

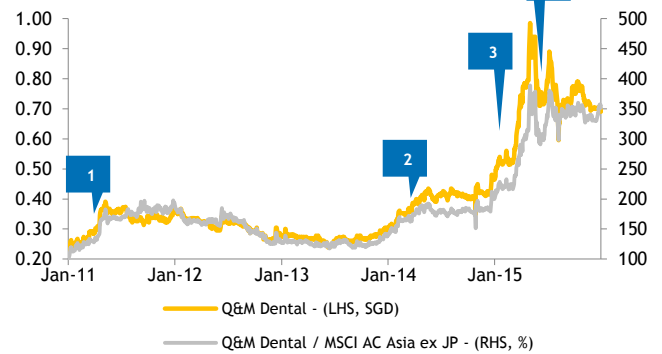
### Acquisitions backed by long-term profit guarantees, FY14-15



Source: Company

## Price Drivers

### Historical share price



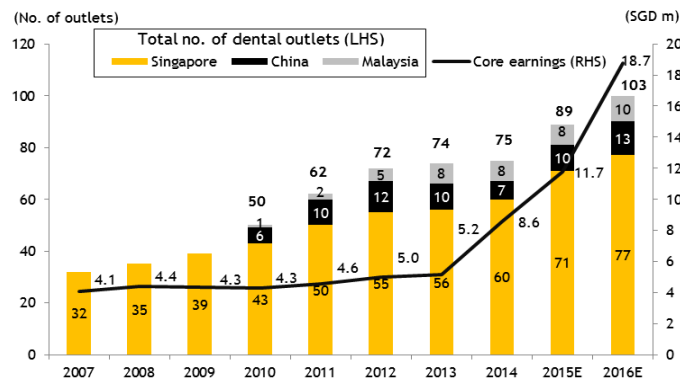
Source: Company, Maybank Kim Eng

1. Apr 2011: secured USD15m strategic investment from International Finance Corporation (IFC) to fund expansion in China.
2. Feb 2014: 29% YoY growth in full-year earnings. Also, announced progress in two major acquisitions in China.
3. Mar 2015: 4Q14 earnings grew 112% YoY, above forecast. Issued SGD60m MTN for more acquisitions. Proposed largest acquisition, TP Dental, one month later.
4. Jun 2015: sold 8% vendor shares at >10% discount to last traded price.

## Financial Metrics

- Core earnings, which grew 66% in 2014, driven mainly by two acquisitions in China. 2015-16 EPS to grow 37%/60%, on completion of another two in Singapore in Sep 2015.
- No. of outlets critical. More acquisitions pending completion.
- ROE to expand, along with more earnings-accretive acquisitions.

### Dental outlets and core earnings



Source: Company, Maybank KE

## Swing Factors

### Upside

- More earnings-accretive acquisitions. Q&M has unutilised SGD23m from MTN issued to fund acquisitions.
- Penetration of China's lucrative public dental hospitals, which command 90% of the market.
- JVs or strategic stakes in Q&M by influential Chinese parties, which could introduce more M&A or expansion opportunities.

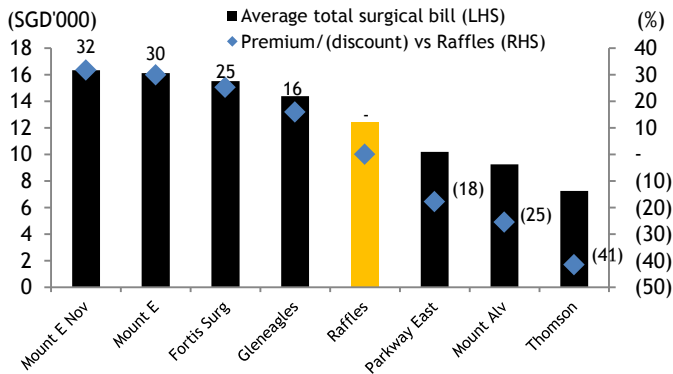
### Downside

- Adverse regulatory changes, especially in China, could slow down M&As and penetration of public dental hospitals.
- Newly-acquired entities may not be able to meet Q&M's profit targets and adapt to new management.
- Succession planning. CEO and founder, Dr. Ng, was instrumental in originating and closing most of the deals on favourable terms.

## Raffles Med (BUY) - Value Proposition

- Provides private medical services that fill the gap between cheap-but-slow public services and fast-&-affordable private healthcare.
- Proven operating and expansion track record of Singapore's renowned hospital and clinics under the "Raffles Medical" brand.
- Unique group practice model which employs all the doctors and stringent auditing process ensure greater collaboration, consistent quality and fair pricing.

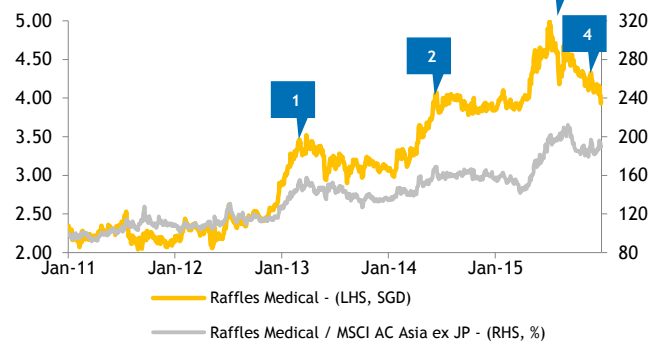
### Affordable pricing of Raffles Medical vs peers (2014)



Source: Singapore Ministry of Health, Maybank KE

## Price Drivers

### Historical share price



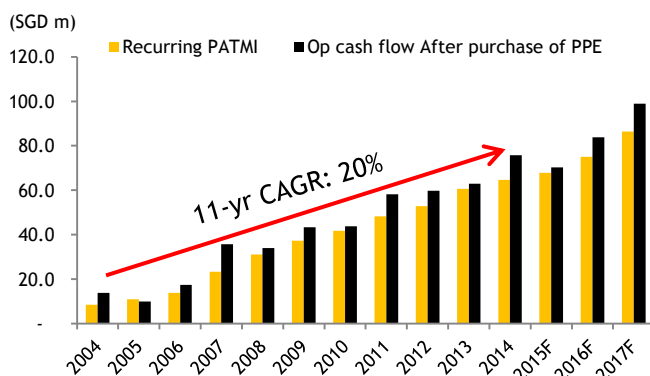
Source: Company, Maybank Kim Eng

- Feb 2013: letter of intent with China Merchants Shekou to develop a 200-bed hospital in Shenzhen. 4Q12 earnings up 14% YoY vs 7-10% in preceding three quarters.
- Jan 2014: agreed to acquire land next to its Singapore hospital for extension. Also acquired office building in Holland Village to redevelop into a medical centre.
- May 2015: formed JV with Shanghai LuJiaZui Group to develop a 400-bed hospital in Shanghai.
- 3Q15 results below expectations, up only 1% YoY due to high start-up costs and softer revenue.

## Financial Metrics

- 2015/2016 earnings growth expected to be slower due to costs for Raffles Hospital's extension in mid-2017 and Shanghai hospital in mid-2018.
- Revenue growth of high single digits expected, on 1) opening of a new floor in Raffles Hospital, 2) opening of a new medical centre in Shaw Centre, and 3) acquisition of International SOS MC Holdings.
- Longer-term reversion to sustainable revenue and earnings growth of 10%.

### Recurring profit and operating cash flow



Source: Company, Maybank KE

## Swing Factors

### Upside

- Further progress in second hospital in China, which could be in Shenzhen or other top cities. Shenzhen hospital first announced in Feb 2013.
- Faster-than-expected breakeven for Singapore expansion. Normal breakeven is one year.
- Medical tourism in Singapore could recover from 2015 weakness as RFMD is constantly seeking new source markets.

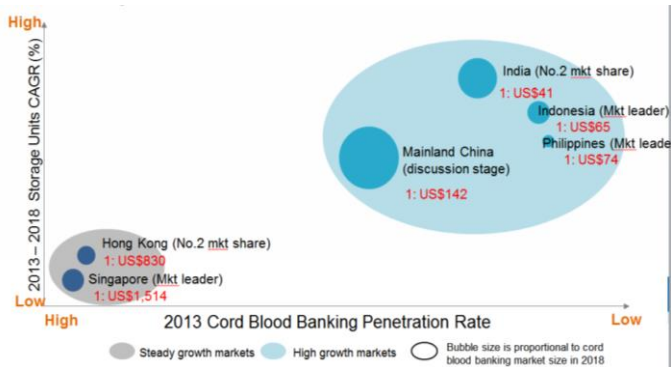
### Downside

- Execution risks for Shanghai hospital, its first outside Singapore.
- Higher-than-expected start-up costs in major expansion markets such as China.
- Structural decline of medical tourism in Singapore.

## Cordlife (HOLD) - Value Proposition

- Allows parents to freeze their children’s stem cells at a reasonable price, assured of their storage safety and longevity by a financially-strong company.
- Valued for its relationships with gynaecologists, obstetricians & parents. Demand is inelastic while service is a near monopoly in markets such as Singapore.
- Attractive for any buyer looking for instant leadership in Asia with Cordlife’s market access, recognised technology and fragmented shareholdings.

### Leading market shares in important Asian countries

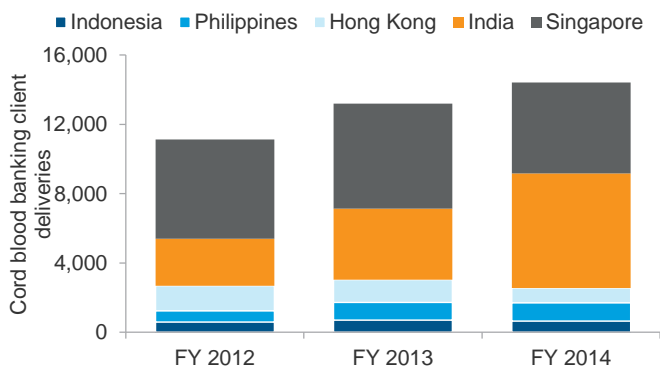


Source: Company

## Financial Metrics

- Client deliveries in India, Philippines and Indonesia to be main revenue drivers. Expect 15-20% growth in emerging markets vs 8-9% in mature Singapore/HK.
- Expect EBIT margins to improve in FY16 as A&P spending in India peters off after major expansion.
- A&P spending in Indonesia and Philippines to rise as more marketing resources will be channelled there after India but should be below India’s.

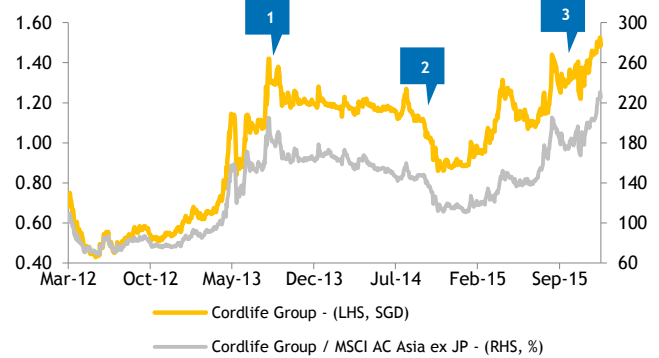
### Cord blood banking client deliveries in key markets



Source: Company

## Price Drivers

### Historical share price



Source: Company, Maybank Kim Eng

- Jun 2013: acquired cord blood and cord tissue banking business in Philippines, India and Indonesia.
- Aug 2014: extended SGD60m loan to chairman of CCBC to acquire CCBC convertible bonds.
- Sep 2015: shareholders approved sale of entire CCBC stake to Golden Meditech, netting Cordlife SGD98m in investment gains.

## Swing Factors

### Upside

- Expect news flow on ventures into China to provide catalysts.
- Earnings-accretive M&As with net cash of SGD57m as of Sep 2015 or SGD0.32/share after payment of special dividend.
- Higher-than-expected growth rates in emerging markets, currently estimated at 15-20%.

### Downside

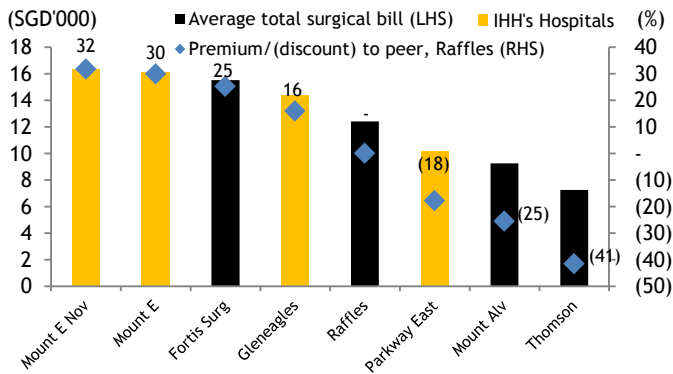
- Failure to collaborate with new partners and/or regulatory risks in China.
- Losing share in highly-competitive markets such as India.
- Slower-than-expected acceptance of private cord blood storage services in emerging markets.



## IHH (HOLD) - Value Proposition

- Healthcare leader in its early stages of life cycle, with a strong brand, superior pricing power and premium market positioning to capture growing demand.
- Operating and expansion track record in undeveloped and emerging markets without medical-pricing regulations.
- Huge initial capex on prime-land, state-of-the-art hospitals and long gestation dragged ROEs below 5%. Returns to improve over time.
- Best-in-class facilities appeal to price-insensitive customers and attract best medical talents.

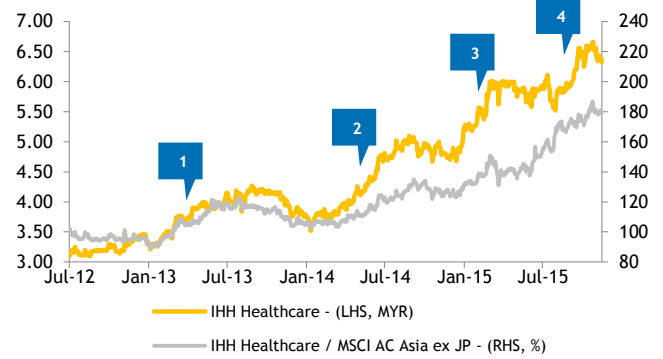
### Pricing power superior to peers'; IHH charges 16-32% more



Source: Singapore Ministry of Health, Maybank KE

## Price Drivers: earnings & expansion

### Historical share price



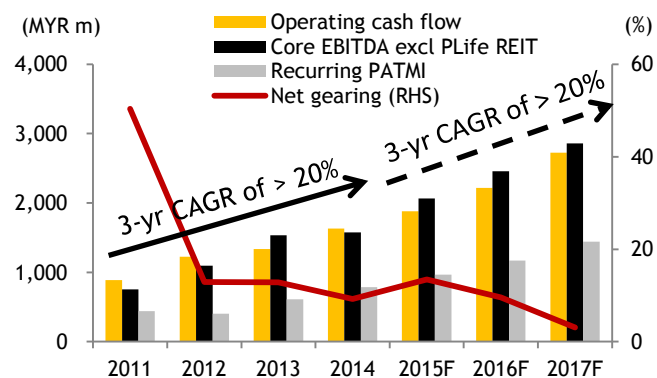
Source: Company, Maybank Kim Eng

- 4Q12 core PATMI grew 38% YoY vs a 19% decline in 3Q12, from consolidation of Turkish subsidiary and lower start-up losses for new Singapore hospital.
- 4Q13/FY13 core PATMI grew 100%/52% YoY, as two new hospitals started in 3Q12 were ramped up. Generated positive EBITDA for the first time.
- 4Q14/FY14 core PATMI grew 42%/29% YoY with improved operations, ramp-up of three new hospitals started in 2012 and better operating leverage.
- In Aug 2015, IHH proposed acquisition of Global Hospitals, a leading private-hospital chain in India.

## Financial Metrics

- Operating cash flow, core EBITDA and recurring PATMI grew by 3-year CAGR of >20%. Low gearing of <20% provides headroom for growth.
- More than 3,000 new beds in the pipeline, to add to current 7,000. Will continue to ramp up hospitals opened in 2012-2015.
- Next leg of growth: Gleneagles HK in 2017-2020. Beyond that, China and India expansion.

### Operating cash flow, core EBITDA, core PATMI & gearing



Source: Company, Maybank KE

## Swing Factors

### Upside

- Faster-than-expected ramp-up of new beds.
- Expansion beyond its existing pipeline.
- Continued weakening of MYR, especially against SGD.

### Downside

- Regulatory risks, including caps on healthcare pricing and restrictions on foreign doctors.
- Strengthening of MYR against SGD and other currencies will lead to translation losses.
- Geopolitical risks in less-stable emerging markets such as Turkey, Iraq and UAE.

## Research Offices

### REGIONAL

**Sadiq CURRIMBHOY**  
Regional Head, Research & Economics  
(65) 6231 5836 sadiq@maybank-ke.com.sg

**WONG Chew Hann, CA**  
Regional Head of Institutional Research  
(603) 2297 8686 wchewh@maybank-ib.com

**ONG Seng Yeow**  
Regional Head of Retail Research  
(65) 6231 5839 ongsengyeow@maybank-ke.com.sg

**TAN Sin Mui**  
Director of Research  
(65) 6231 5849 sinmui@kimeng.com.hk

### ECONOMICS

**Suhaimi ILIAS**  
Chief Economist  
Singapore | Malaysia  
(603) 2297 8682 suhaimi\_iliass@maybank-ib.com

**Luz LORENZO**  
Philippines  
(63) 2 849 8836 luz\_lorenzo@maybank-atrke.com

**Tim LEELAHAPHAN**  
Thailand  
(66) 2658 6300 ext 1420 tim.l@maybank-ke.co.th

**JUNIMAN**  
Chief Economist, BII  
Indonesia  
(62) 21 29228888 ext 29682 Juniman@bankbii.com

### STRATEGY

**Sadiq CURRIMBHOY**  
Global Strategist  
(65) 6231 5836 sadiq@maybank-ke.com.sg

**Willie CHAN**  
Hong Kong / Regional  
(852) 2268 0631 williechan@kimeng.com.hk

### MALAYSIA

**WONG Chew Hann, CA** *Head of Research*  
(603) 2297 8686 wchewh@maybank-ib.com  
• Strategy

**Desmond CH'NG, ACA**  
(603) 2297 8680 desmond.chng@maybank-ib.com  
• Banking & Finance

**LIAW Thong Jung**  
(603) 2297 8688 tjliaw@maybank-ib.com  
• Oil & Gas Services - Regional

**ONG Chee Ting, CA**  
(603) 2297 8678 ct.ong@maybank-ib.com  
• Plantations - Regional

**Mohshin AZIZ**  
(603) 2297 8692 mohshin.aziz@maybank-ib.com  
• Aviation - Regional • Petrochem

**YIN Shao Yang, CPA**  
(603) 2297 8916 samuel.y@maybank-ib.com  
• Gaming - Regional • Media

**TAN Chi Wei, CFA**  
(603) 2297 8690 chiwei.t@maybank-ib.com  
• Power • Telcos

**WONG Wei Sum, CFA**  
(603) 2297 8679 weisum@maybank-ib.com  
• Property

**LEE Yen Ling**  
(603) 2297 8691 lee.yl@maybank-ib.com  
• Building Materials • Glove • Ports • Shipping

**CHAI Li Shin, CFA**  
(603) 2297 8684 lishin.c@maybank-ib.com  
• Plantation • Construction & Infrastructure

**Ivan YAP**  
(603) 2297 8612 ivan.yap@maybank-ib.com  
• Automotive • Semiconductor • Technology

**Kevin WONG**  
(603) 2082 6824 kevin.wong@maybank-ib.com  
• REITs • Consumer Discretionary

**LIEW Wei Han**  
(603) 2297 8676 weihan.l@maybank-ib.com  
• Consumer Staples

**LEE Cheng Hooi** *Regional Chartist*  
(603) 2297 8694 chenghooi.lee@maybank-ib.com

**Tee Sze Chiah** *Head of Retail Research*  
(603) 2297 6858 szechiah.t@maybank-ib.com

**Cheah Chong Ling**  
(603) 2297 8767 chongling.c@maybank-ib.com

### HONG KONG / CHINA

**Howard WONG** *Head of Research*  
(852) 2268 0648 howardwong@kimeng.com.hk  
• Oil & Gas - Regional

**Benjamin HO**  
(852) 2268 0632 benjaminho@kimeng.com.hk  
• Consumer & Auto

**Jacqueline KO, CFA**  
(852) 2268 0633 jacquelineko@kimeng.com.hk  
• Consumer Staples & Durables

**Ka Leong LO, CFA**  
(852) 2268 0630 klllo@kimeng.com.hk  
• Consumer Discretionary & Auto

**Mitchell KIM**  
(852) 2268 0634 mitchellkim@kimeng.com.hk  
• Internet & Telcos

**Osbert TANG, CFA**  
(86) 21 5096 8370 osberttang@kimeng.com.hk  
• Transport & Industrials

**Stefan CHANG, CFA**  
(852) 2268 0675 stefanchang@kimeng.com.hk  
• Technology

**Steven ST CHAN**  
(852) 2268 0645 stevenchan@kimeng.com.hk  
• Banking & Financials - Regional

**Warren LAU**  
(852) 2268 0644 warrenlau@kimeng.com.hk  
• Technology - Regional

### INDIA

**Jigar SHAH** *Head of Research*  
(91) 22 6623 2632 jigar@maybank-ke.co.in  
• Oil & Gas • Automobile • Cement

**Anubhav GUPTA**  
(91) 22 6623 2605 anubhav@maybank-ke.co.in  
• Metal & Mining • Capital Goods • Property

**Vishal MODI**  
(91) 22 6623 2607 vishal@maybank-ke.co.in  
• Banking & Financials

**Abhijeet KUNDU**  
(91) 22 6623 2628 abhijeet@maybank-ke.co.in  
• Consumer

**Neerav DALAL**  
(91) 22 6623 2606 neerav@maybank-ke.co.in  
• Software Technology • Telcos

### SINGAPORE

**Gregory YAP**  
(65) 6231 5848 gyap@maybank-ke.com.sg  
• SMID Caps  
• Technology & Manufacturing • Telcos

**YEAK Chee Keong, CFA**  
(65) 6231 5842 yeakcheekeong@maybank-ke.com.sg  
• Offshore & Marine

**Derrick HENG, CFA**  
(65) 6231 5843 derrickheng@maybank-ke.com.sg  
• Transport • Property • REITs (Office)

**Joshua TAN**  
(65) 6231 5850 joshuat@maybank-ke.com.sg  
• REITs (Retail, Industrial)

**John CHEONG, CFA**  
(65) 6231 5845 johncheong@maybank-ke.com.sg  
• Small & Mid Caps • Healthcare

**TRUONG Thanh Hang**  
(65) 6231 5847 hang.truong@maybank-ke.com.sg  
• Small & Mid Caps

### INDONESIA

**Inaputra ISKANDAR** *Head of Research*  
(62) 21 2557 1129 inaputra.iskandar@maybank-ke.co.id  
• Strategy • Metals & Mining • Cement

**Rahmi MARINA**  
(62) 21 2557 1128 rahmi.marina@maybank-ke.co.id  
• Banking & Finance

**Aurellia SETIABUDI**  
(62) 21 2953 0785 aurellia.setiabudi@maybank-ke.co.id  
• Property

**Pandu ANUGRAH**  
(62) 21 2557 1137 pandu.anugrah@maybank-ke.co.id  
• Infra • Construction • Transport • Telcos

**Janni ASMAN**  
(62) 21 2953 0784 janni.asman@maybank-ke.co.id  
• Cigarette • Healthcare • Retail

**Adhi TASMIN**  
(62) 21 2557 1209 adhi.tasmin@maybank-ke.co.id  
• Plantations

**Anthony LUKMAWIJAYA**  
(62) 21 2557 1126 anthony.lumawijaya@maybank-ke.co.id  
• Aviation

### PHILIPPINES

**Luz LORENZO** *Head of Research*  
(63) 2 849 8836 luz\_lorenzo@maybank-atrke.com  
• Strategy  
• Utilities • Conglomerates • Telcos

**Lovell SARREAL**  
(63) 2 849 8841 lovell\_sarreal@maybank-atrke.com  
• Consumer • Media • Cement

**Rommel RODRIGO**  
(63) 2 849 8839 rommel\_rodrigo@maybank-atrke.com  
• Conglomerates • Property • Gaming  
• Ports / Logistics

**Katherine TAN**  
(63) 2 849 8843 kat\_tan@maybank-atrke.com  
• Banks • Construction

**Michael BENGSON**  
(63) 2 849 8840 michael\_bengson@maybank-atrke.com  
• Conglomerates

**Jaclyn JIMENEZ**  
(63) 2 849 8842 jaclyn\_jimenez@maybank-atrke.com  
• Consumer

**Arabelle MAGHIRANG**  
(63) 2 849 8838 arabelle\_maghirang@maybank-atrke.com  
• Banks

### THAILAND

**Maria LAPIZ** *Head of Institutional Research*  
Dir (66) 2257 0250 | (66) 2658 6300 ext 1399  
Maria.L@maybank-ke.co.th  
• Consumer • Materials • Ind. Estates

**Sittichai DUANGRATTANACHAYA**  
(66) 2658 6300 ext 1393  
Sittichai.D@maybank-ke.co.th  
• Services Sector • Transport

**Yupapan POLPORNPRASERT**  
(66) 2658 6300 ext 1395  
yupapan.p@maybank-ke.co.th  
• Oil & Gas

**Sukit UDOMSIRIKUL** *Head of Retail Research*  
(66) 2658 6300 ext 5090  
Sukit.u@maybank-ke.co.th

**Mayuree CHOVVIKRAM**  
(66) 2658 6300 ext 1440  
mayuree.c@maybank-ke.co.th  
• Strategy

**Padon VANNARAT**  
(66) 2658 6300 ext 1450  
Padon.v@maybank-ke.co.th  
• Strategy

**Surachai PRAMUALCHAROENKIT**  
(66) 2658 6300 ext 1470  
Surachai.p@maybank-ke.co.th  
• Auto • Conmat • Contractor • Steel

**Suttatip PEERASUB**  
(66) 2658 6300 ext 1400  
suttatip.p@maybank-ke.co.th  
• Media • Commerce

**Sutthichai KUMWORACHAI**  
(66) 2658 6300 ext 1400  
sutthichai.k@maybank-ke.co.th  
• Energy • Petrochem

**Termporn TANTIVIVAT**  
(66) 2658 6300 ext 1520  
termporn.t@maybank-ke.co.th  
• Property

**Jaroonpan WATTANAWONG**  
(66) 2658 6300 ext 1404  
jaroonpan.w@maybank-ke.co.th  
• Transportation • Small cap

### VIETNAM

**LE Hong Lien, ACCA**  
*Head of Institutional Research*  
(84) 8 44 555 888 x 8181  
lien.le@maybank-kimeng.com.vn  
• Strategy • Consumer • Diversified • Utilities

**THAI Quang Trung, CFA**, Deputy Manager,  
Institutional Research  
(84) 8 44 555 888 x 8180  
trung.thai@maybank-kimeng.com.vn  
• Real Estate • Construction • Materials

**Le Nguyen Nhat Chuyen**  
(84) 8 44 555 888 x 8082  
chuyen.le@maybank-kimeng.com.vn  
• Oil & Gas

**NGUYEN Thi Ngan Tuyen**, *Head of Retail Research*  
(84) 8 44 555 888 x 8081  
tuyen.nguyen@maybank-kimeng.com.vn  
• Food & Beverage • Oil&Gas • Banking

**TRINH Thi Ngoc Diep**  
(84) 4 44 555 888 x 8208  
diep.trinh@maybank-kimeng.com.vn  
• Technology • Utilities • Construction

**PHAM Nhat Bich**  
(84) 8 44 555 888 x 8083  
bich.pham@maybank-kimeng.com.vn  
• Consumer • Manufacturing • Fishery

**NGUYEN Thi Sony Tra Mi**  
(84) 8 44 555 888 x 8084  
mi.nguyen@maybank-kimeng.com.vn  
• Port operation • Pharmaceutical  
• Food & Beverage

**TRUONG Quang Binh**  
(84) 4 44 555 888 x 8087  
binh.truong@maybank-kimeng.com.vn  
• Rubber plantation • Tyres and Tubes • Oil&Gas

## APPENDIX I: TERMS FOR PROVISION OF REPORT, DISCLAIMERS AND DISCLOSURES

### DISCLAIMERS

This research report is prepared for general circulation and for information purposes only and under no circumstances should it be considered or intended as an offer to sell or a solicitation of an offer to buy the securities referred to herein. Investors should note that values of such securities, if any, may fluctuate and that each security's price or value may rise or fall. Opinions or recommendations contained herein are in form of technical ratings and fundamental ratings. Technical ratings may differ from fundamental ratings as technical valuations apply different methodologies and are purely based on price and volume-related information extracted from the relevant jurisdiction's stock exchange in the equity analysis. Accordingly, investors' returns may be less than the original sum invested. Past performance is not necessarily a guide to future performance. This report is not intended to provide personal investment advice and does not take into account the specific investment objectives, the financial situation and the particular needs of persons who may receive or read this report. Investors should therefore seek financial, legal and other advice regarding the appropriateness of investing in any securities or the investment strategies discussed or recommended in this report.

The information contained herein has been obtained from sources believed to be reliable but such sources have not been independently verified by Maybank Investment Bank Berhad, its subsidiary and affiliates (collectively, "MKE") and consequently no representation is made as to the accuracy or completeness of this report by MKE and it should not be relied upon as such. Accordingly, MKE and its officers, directors, associates, connected parties and/or employees (collectively, "Representatives") shall not be liable for any direct, indirect or consequential losses or damages that may arise from the use or reliance of this report. Any information, opinions or recommendations contained herein are subject to change at any time, without prior notice.

This report may contain forward looking statements which are often but not always identified by the use of words such as "anticipate", "believe", "estimate", "intend", "plan", "expect", "forecast", "predict" and "project" and statements that an event or result "may", "will", "can", "should", "could" or "might" occur or be achieved and other similar expressions. Such forward looking statements are based on assumptions made and information currently available to us and are subject to certain risks and uncertainties that could cause the actual results to differ materially from those expressed in any forward looking statements. Readers are cautioned not to place undue relevance on these forward-looking statements. MKE expressly disclaims any obligation to update or revise any such forward looking statements to reflect new information, events or circumstances after the date of this publication or to reflect the occurrence of unanticipated events.

MKE and its officers, directors and employees, including persons involved in the preparation or issuance of this report, may, to the extent permitted by law, from time to time participate or invest in financing transactions with the issuer(s) of the securities mentioned in this report, perform services for or solicit business from such issuers, and/or have a position or holding, or other material interest, or effect transactions, in such securities or options thereon, or other investments related thereto. In addition, it may make markets in the securities mentioned in the material presented in this report. MKE may, to the extent permitted by law, act upon or use the information presented herein, or the research or analysis on which they are based, before the material is published. One or more directors, officers and/or employees of MKE may be a director of the issuers of the securities mentioned in this report.

This report is prepared for the use of MKE's clients and may not be reproduced, altered in any way, transmitted to, copied or distributed to any other party in whole or in part in any form or manner without the prior express written consent of MKE and MKE and its Representatives accepts no liability whatsoever for the actions of third parties in this respect.

This report is not directed to or intended for distribution to or use by any person or entity who is a citizen or resident of or located in any locality, state, country or other jurisdiction where such distribution, publication, availability or use would be contrary to law or regulation. This report is for distribution only under such circumstances as may be permitted by applicable law. The securities described herein may not be eligible for sale in all jurisdictions or to certain categories of investors. Without prejudice to the foregoing, the reader is to note that additional disclaimers, warnings or qualifications may apply based on geographical location of the person or entity receiving this report.

#### Malaysia

Opinions or recommendations contained herein are in the form of technical ratings and fundamental ratings. Technical ratings may differ from fundamental ratings as technical valuations apply different methodologies and are purely based on price and volume-related information extracted from Bursa Malaysia Securities Berhad in the equity analysis.

#### Singapore

This report has been produced as of the date hereof and the information herein may be subject to change. Maybank Kim Eng Research Pte. Ltd. ("Maybank KERPL") in Singapore has no obligation to update such information for any recipient. For distribution in Singapore, recipients of this report are to contact Maybank KERPL in Singapore in respect of any matters arising from, or in connection with, this report. If the recipient of this report is not an accredited investor, expert investor or institutional investor (as defined under Section 4A of the Singapore Securities and Futures Act), Maybank KERPL shall be legally liable for the contents of this report, with such liability being limited to the extent (if any) as permitted by law.

#### Thailand

The disclosure of the survey result of the Thai Institute of Directors Association ("IOD") regarding corporate governance is made pursuant to the policy of the Office of the Securities and Exchange Commission. The survey of the IOD is based on the information of a company listed on the Stock Exchange of Thailand and the market for Alternative Investment disclosed to the public and able to be accessed by a general public investor. The result, therefore, is from the perspective of a third party. It is not an evaluation of operation and is not based on inside information. The survey result is as of the date appearing in the Corporate Governance Report of Thai Listed Companies. As a result, the survey may be changed after that date. Maybank Kim Eng Securities (Thailand) Public Company Limited ("MBKET") does not confirm nor certify the accuracy of such survey result.

Except as specifically permitted, no part of this presentation may be reproduced or distributed in any manner without the prior written permission of MBKET. MBKET accepts no liability whatsoever for the actions of third parties in this respect.

#### US

This research report prepared by MKE is distributed in the United States ("US") to Major US Institutional Investors (as defined in Rule 15a-6 under the Securities Exchange Act of 1934, as amended) only by Maybank Kim Eng Securities USA Inc ("Maybank KESUSA"), a broker-dealer registered in the US (registered under Section 15 of the Securities Exchange Act of 1934, as amended). All responsibility for the distribution of this report by Maybank KESUSA in the US shall be borne by Maybank KESUSA. All resulting transactions by a US person or entity should be effected through a registered broker-dealer in the US. This report is not directed at you if MKE is prohibited or restricted by any legislation or regulation in any jurisdiction from making it available to you. You should satisfy yourself before reading it that Maybank KESUSA is permitted to provide research material concerning investments to you under relevant legislation and regulations.

#### UK

This document is being distributed by Maybank Kim Eng Securities (London) Ltd ("Maybank KESL") which is authorized and regulated, by the Financial Services Authority and is for Informational Purposes only. This document is not intended for distribution to anyone defined as a Retail Client under the Financial Services and Markets Act 2000 within the UK. Any inclusion of a third party link is for the recipients convenience only, and that the firm does not take any responsibility for its comments or accuracy, and that access to such links is at the individuals own risk. Nothing in this report should be considered as constituting legal, accounting or tax advice, and that for accurate guidance recipients should consult with their own independent tax advisers.

## DISCLOSURES

### Legal Entities Disclosures

**Malaysia:** This report is issued and distributed in Malaysia by Maybank Investment Bank Berhad (15938-H) which is a Participating Organization of Bursa Malaysia Berhad and a holder of Capital Markets and Services License issued by the Securities Commission in Malaysia. **Singapore:** This material is issued and distributed in Singapore by Maybank KERPL (Co. Reg No 197201256N) which is regulated by the Monetary Authority of Singapore. **Indonesia:** PT Kim Eng Securities ("PTKES") (Reg. No. KEP-251/PM/1992) is a member of the Indonesia Stock Exchange and is regulated by the BAPEPAM LK. **Thailand:** MBKET (Reg. No.0107545000314) is a member of the Stock Exchange of Thailand and is regulated by the Ministry of Finance and the Securities and Exchange Commission. **Philippines:** Maybank ATRKES (Reg. No.01-2004-00019) is a member of the Philippines Stock Exchange and is regulated by the Securities and Exchange Commission. **Vietnam:** Maybank Kim Eng Securities JSC (License Number: 71/UBCK-GP) is licensed under the State Securities Commission of Vietnam. **Hong Kong:** KESHK (Central Entity No AAD284) is regulated by the Securities and Futures Commission. **India:** Kim Eng Securities India Private Limited ("KESI") is a participant of the National Stock Exchange of India Limited (Reg No: INF/INB 231452435) and the Bombay Stock Exchange (Reg. No. INF/INB 011452431) and is regulated by Securities and Exchange Board of India. KESI is also registered with SEBI as Category 1 Merchant Banker (Reg. No. INM 000011708) **US:** Maybank KESUSA is a member of/ and is authorized and regulated by the FINRA - Broker ID 27861. **UK:** Maybank KESL (Reg No 2377538) is authorized and regulated by the Financial Services Authority.

### Disclosure of Interest

**Malaysia:** MKE and its Representatives may from time to time have positions or be materially interested in the securities referred to herein and may further act as market maker or may have assumed an underwriting commitment or deal with such securities and may also perform or seek to perform investment banking services, advisory and other services for or relating to those companies.

**Singapore:** As of 20 January 2016, Maybank KERPL and the covering analyst do not have any interest in any companies recommended in this research report.

**Thailand:** MBKET may have a business relationship with or may possibly be an issuer of derivative warrants on the securities /companies mentioned in the research report. Therefore, Investors should exercise their own judgment before making any investment decisions. MBKET, its associates, directors, connected parties and/or employees may from time to time have interests and/or underwriting commitments in the securities mentioned in this report.

**Hong Kong:** KESHK may have financial interests in relation to an issuer or a new listing applicant referred to as defined by the requirements under Paragraph 16.5(a) of the Hong Kong Code of Conduct for Persons Licensed by or Registered with the Securities and Futures Commission.

As of 20 January 2016, KESHK and the authoring analyst do not have any interest in any companies recommended in this research report.

MKE may have, within the last three years, served as manager or co-manager of a public offering of securities for, or currently may make a primary market in issues of, any or all of the entities mentioned in this report or may be providing, or have provided within the previous 12 months, significant advice or investment services in relation to the investment concerned or a related investment and may receive compensation for the services provided from the companies covered in this report.

## OTHERS

### Analyst Certification of Independence

The views expressed in this research report accurately reflect the analyst's personal views about any and all of the subject securities or issuers; and no part of the research analyst's compensation was, is or will be, directly or indirectly, related to the specific recommendations or views expressed in the report.

### Reminder

Structured securities are complex instruments, typically involve a high degree of risk and are intended for sale only to sophisticated investors who are capable of understanding and assuming the risks involved. The market value of any structured security may be affected by changes in economic, financial and political factors (including, but not limited to, spot and forward interest and exchange rates), time to maturity, market conditions and volatility and the credit quality of any issuer or reference issuer. Any investor interested in purchasing a structured product should conduct its own analysis of the product and consult with its own professional advisers as to the risks involved in making such a purchase.

No part of this material may be copied, photocopied or duplicated in any form by any means or redistributed without the prior consent of MKE.



Ong Seng Yeow | Executive Director, Maybank Kim Eng Research

### Definition of Ratings

Maybank Kim Eng Research uses the following rating system

<b>BUY</b>	Return is expected to be above 10% in the next 12 months (excluding dividends)
<b>HOLD</b>	Return is expected to be between - 10% to +10% in the next 12 months (excluding dividends)
<b>SELL</b>	Return is expected to be below -10% in the next 12 months (excluding dividends)

### Applicability of Ratings

The respective analyst maintains a coverage universe of stocks, the list of which may be adjusted according to needs. Investment ratings are only applicable to the stocks which form part of the coverage universe. Reports on companies which are not part of the coverage do not carry investment ratings as we do not actively follow developments in these companies.

### Malaysia

Maybank Investment Bank Berhad  
(A Participating Organisation of  
Bursa Malaysia Securities Berhad)  
33rd Floor, Menara Maybank,  
100 Jalan Tun Perak,  
50050 Kuala Lumpur  
Tel: (603) 2059 1888;  
Fax: (603) 2078 4194

Stockbroking Business:  
Level 8, Tower C, Dataran Maybank,  
No.1, Jalan Maarof  
59000 Kuala Lumpur  
Tel: (603) 2297 8888  
Fax: (603) 2282 5136

### Philippines

Maybank ATR Kim Eng Securities Inc.  
17/F, Tower One & Exchange Plaza  
Ayala Triangle, Ayala Avenue  
Makati City, Philippines 1200

Tel: (63) 2 849 8888  
Fax: (63) 2 848 5738

### South Asia Sales Trading

Kevin Foy  
Regional Head Sales Trading  
kevinfoy@maybank-ke.com.sg  
Tel: (65) 6336-5157  
US Toll Free: 1-866-406-7447

#### Malaysia

Rommel Jacob  
rommeljacob@maybank-ib.com  
Tel: (603) 2717 5152

#### Indonesia

Hariato Liong  
harianto.liong@maybank-ke.co.id  
Tel: (62) 21 2557 1177

#### New York

Andrew Dacey  
adacey@maybank-keusa.com  
Tel: (212) 688 2956

#### Vietnam

Tien Nguyen  
thuytien.nguyen@maybank-kimeng.com.vn  
Tel: (84) 44 555 888 x8079

### Singapore

Maybank Kim Eng Securities Pte Ltd  
Maybank Kim Eng Research Pte Ltd  
50 North Canal Road  
Singapore 059304

Tel: (65) 6336 9090

### Hong Kong

Kim Eng Securities (HK) Ltd  
Level 30,  
Three Pacific Place,  
1 Queen's Road East,  
Hong Kong

Tel: (852) 2268 0800  
Fax: (852) 2877 0104

### Thailand

Maybank Kim Eng Securities  
(Thailand) Public Company Limited  
999/9 The Offices at Central World,  
20<sup>th</sup> - 21<sup>st</sup> Floor,  
Rama 1 Road Pathumwan,  
Bangkok 10330, Thailand

Tel: (66) 2 658 6817 (sales)  
Tel: (66) 2 658 6801 (research)

### North Asia Sales Trading

Andrew Lee  
andrewlee@kimeng.com.hk  
Tel: (852) 2268 0283  
US Toll Free: 1 877 837 7635

#### Thailand

Tanasak Krishnasreni  
Tanasak.K@maybank-ke.co.th  
Tel: (66)2 658 6820

#### India

Manish Modi  
manish@maybank-ke.co.in  
Tel: (91)-22-6623-2601

#### Philippines

Keith Roy  
keith\_roy@maybank-atrke.com  
Tel: (63) 2 848-5288

### London

Maybank Kim Eng Securities  
(London) Ltd  
5<sup>th</sup> Floor, Aldermay House  
10-15 Queen Street  
London EC4N 1TX, UK

Tel: (44) 20 7332 0221  
Fax: (44) 20 7332 0302

### Indonesia

PT Maybank Kim Eng Securities  
Plaza Bapindo  
Citibank Tower 17<sup>th</sup> Floor  
Jl Jend. Sudirman Kav. 54-55  
Jakarta 12190, Indonesia

Tel: (62) 21 2557 1188  
Fax: (62) 21 2557 1189

### Vietnam

Maybank Kim Eng Securities Limited  
4A-15+16 Floor Vincom Center Dong  
Khoi, 72 Le Thanh Ton St. District 1  
Ho Chi Minh City, Vietnam

Tel : (84) 844 555 888  
Fax : (84) 8 38 271 030

### New York

Maybank Kim Eng Securities USA  
Inc  
777 Third Avenue, 21st Floor  
New York, NY 10017, U.S.A.

Tel: (212) 688 8886  
Fax: (212) 688 3500

### India

Kim Eng Securities India Pvt Ltd  
2nd Floor, The International 16,  
Maharishi Karve Road,  
Churchgate Station,  
Mumbai City - 400 020, India

Tel: (91) 22 6623 2600  
Fax: (91) 22 6623 2604

### Saudi Arabia

*In association with*  
**Anfaal Capital**  
Villa 47, Tujjar Jeddah  
Prince Mohammed bin Abdulaziz  
Street P.O. Box 126575  
Jeddah 21352

Tel: (966) 2 6068686  
Fax: (966) 26068787